

Anaplan Academy

Welcome to Your
Learning Journey





The Anaplan Platform and the Learning Center



Background and Initial Set-up:



- The Anaplan platform provides single-sign-on to the Learning Center from your company workspace
- You are added to your Anaplan Workspace by your administrator
- If you have single-sign-on (SSO) to your Workspace, access the Anaplan Launchpad now.
- If you have already completed your registration for the **Learning Center**, simply open up a new browser tab and enter:
 - <https://learning.Anaplan.com> and save this as a favorite/bookmark for easy access in the future.

Step 1: Log into Anaplan or use Single-Sign-On (SSO) if your company has set that up.



Sign In

 bob.nutting 

 Password 

☒ Remember me

Sign In

[Need help signing in?](#)

Step 2: Confirm you are logged into your workspace

The screenshot shows a web browser with two tabs. The first tab is 'Anaplan - My Applications'. The second tab, which is active, is 'Anaplan Launchpad - Select a Model' and is highlighted with a red box. The address bar shows the URL: <https://sdp.anaplan.com/launchpad/nonpublic/tiles/ModelSelect.action>. The page header includes the Anaplan logo, a user profile for 'Bob Nutting', and a 'Help' link. Below the header, there are tabs for 'All', 'Favorites', 'Active', and 'Locked', with 'All' selected. A search bar and filters for 'Customer' and 'Filter' are also present. A table of models is displayed, with two models listed: 'Official Anaplan v2' and 'Official Anaplan v3'. Both models are marked with a star icon. A callout bubble points to the star icon for 'Official Anaplan v2' with the text: 'You will see the model(s) that you have access to in'. Another callout bubble points to the active tab with the text: 'Leave this tab open when you access the Learning Center in a new tab.'

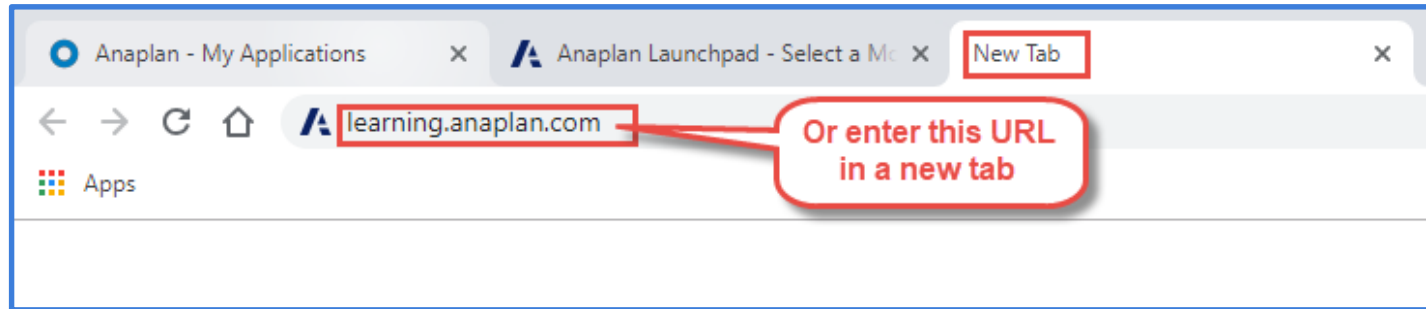
You will see the model(s) that you have access to in

Leave this tab open when you access the Learning Center in a new tab.

	Model Name	Status	Workspace	Last
★	Official Anaplan v2		Anaplan Operations	Oct 22nd, ...
★	Official Anaplan v3		Anaplan Operations	Sep 12th, ...

Step 3: Navigate to the Anaplan Learning Center

- Access our Learning Center:
 - Open a new tab or page in your browser
 - Type in <https://learning.Anaplan.com>
 - Save this as a favorite/bookmark in your chosen browser



If you have already completed your registration for the Learning Center, please skip to **Step 6**.

Step 4: First time users to the Learning Center must create their Learning Center user profile

Required:

First name
Last name
Email address

First name*

Last name*

Email address*

Email display

City/town

Select a country

Timezone

Language ⓘ

Required fields

Optional fields

Leave this as is

Hide my email address from everyone ▼

San Francisco

United States ▼

Server timezone (America/Los_Ang) ▼

English - United States (en_us) ▼

Optional:

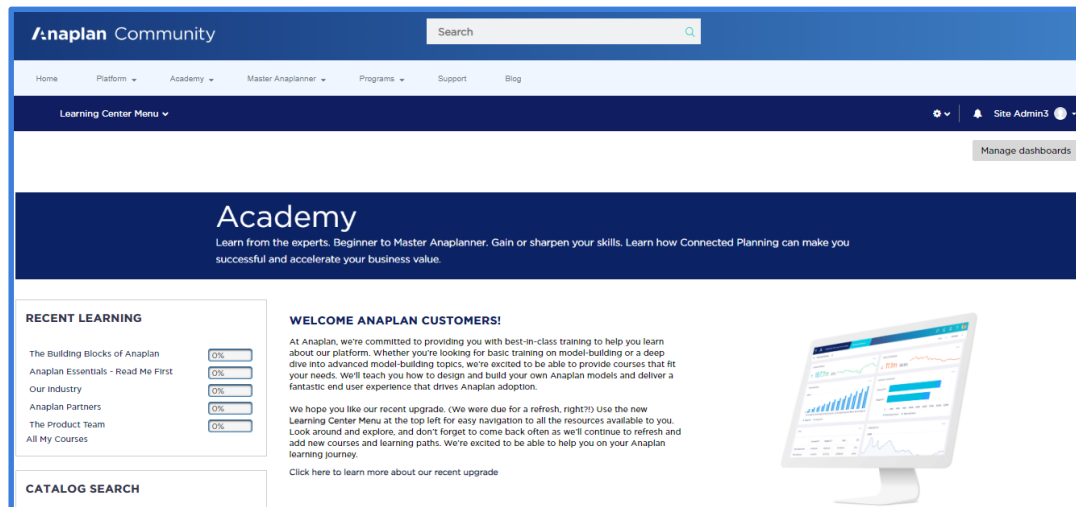
City/Town
Country
Time zone
Language

Click to finish-

Update profile

Step 5: First-time users to the Learning Center must also confirm their email to access this site.

- You will receive an email from no-reply@Anaplan.com. Click on the link in the body of the email.
- You will be taken back to the Learning Center. Click on the **Continue** button to complete your registration and view your Learning Center dashboard.



Step 6: Get to Know Your Learning Center Dashboard

The screenshot displays the Anaplan Community Learning Center Dashboard. The top navigation bar includes links for Home, Platform, Academy, Master Anaplanner, Programs, Support, and Blog. A search bar is located in the top right. The 'Learning Center Menu' is visible on the left. The main content area is titled 'Academy' and includes a 'RECENT LEARNING' section with filters for Connected Planning, Central Library, Engage, and User Experience. A 'CATALOG SEARCH' section allows users to search for courses. The 'ANAPLAN VIDEO LIBRARIES' section lists various video resources. The 'HELP AND RESOURCES' section provides links to Email Academy Support, Visit Community Forum, and Use Academy Courses. The 'FEATURED LEARNING' section highlights key learning initiatives, including Anaplan Essentials, CPX Information, Data Integration, Master Anaplanner, CxO Whiteboard Presentation, Partner Sales Certification, Connected Planning First Call, and The State of Connected Planning. The 'IMPLEMENTING ANAPLAN' section offers training for Introduction, Model Building, and Methodology.

Access additional resources on our Anaplan Community using this menu bar

View your last 5 learning activities

Search by keyword or course title

Access our video learning resources

Access Academy support, visit a forum, or sign up for a live training event

Access your profile

Featured Learning includes key learning initiatives, new training, and special promotions

Access basic, intermediate, and advanced model-building training

Step 7: Begin Your Learning Journey

Start off with our **Anaplan Essentials...** our comprehensive curriculum for all things Anaplan.

Come back often as our **Featured Learning** section will change at least every quarter.

FEATURED LEARNING



Anaplan Essentials

Your Connected Planning journey

June 10-12, San Francisco

www.anaplan.com/CPX

CPX Information



Data Integration



Master Anaplaner



CxO Whiteboard Presentation



Partner Sales Certification



Connected Planning First Call



The State of Connected Planning

Step 8: Get to know all the resources available on the **Learning Center** and **Anaplan Community**

Anaplan continues to expand our library of online and instructor-led training courses

Learners have **two options** for online (OnDemand) learning:

- The **Learning Center** offers access to all courses to learners who are logged into their company workspace; (<https://learning.anaplan.com>)
 - All courses are tracked for learners who desire a record of all learning or need to demonstrate competency and/or meet pre-requisites for other training or certifications;
- The **Community** offers access to select courses to learners who are logged into this site; (<http://community.anaplan.com>)
 - Community courses are not tracked* for completion as many learners are just checking out Anaplan or our resources;

**The 102 Introduction to Model Building course on the Community links back to the Learning Center for the final exam for learners who need this tracked.*

Learning Center

- Single-sign-on access granted to learners who are logged into their Anaplan workspace
- Product Training*
 - The 102 Introduction to Model Building course will open up on the Anaplan Community, but the certification exam is on the Learning Center (tracked).
- Links to all videos
- Your learning dashboard
- Course Catalog (all courses)
- Record of Learning

Anaplan Community

- Access granted to anyone
Community login required when you launch training courses
- Product Training*
 - The 102 Introduction to Model Building Course is located on the Community. After completing the course, you will be directed back to the Learning Center where the certification exam is tracked
- Links to Community videos
- Instructor-led training (ILT) calendar and class registration
- Course catalog (select courses)
- Forums and Articles

Step 9: Learning Center Resources & Features

Learning Center Menu ▾

Dashboard

Course Catalog

Record of Learning

The Learning Center Menu provides you access to our growing **Course Catalog** featuring many individual courses that you can take to supplement your product training.

Find learning

Tags (Topic or Job Role)

All ▾

FILTERS

LEARNING TYPE

Courses

Programs

All

acct execs

advanced model building

agile

ako

anaplan essentials

autobahn

bus partners

content tester

0%

101: Foundations

Tags: model builders, model-builder c...

102: Introduction to Model Building Certification

Tags: model builders, model-builder c...

Click any course tile to view a brief summary and access the course page to launch the it.

Use the Tags search feature to modify your catalog display and filter for specific tags attached to our courses.

The Learning Center Menu also gives you access to your personal **Record of Learning** displaying all your enrollments and completed learning. This is your transcript.
Note: completed course data also is accessible in the Official Anaplan model.



Any Questions?

Please email us at...

academy@Anaplan.com