

Anaplan Academy

Welcome to Your
Learning Journey

Updated:
July 2022



Your Access to the Learning Center & the Community


Your account registration opens up your access to **BOTH** the Anaplan Academy **Learning Center** and the **Anaplan Community**. You will use the same login for both of these important sites.

- The **Learning Center** offers access to all courses to learners who are logged into <https://learning.anaplan.com>
 - All courses are tracked for learners who desire a record of all learning or need to demonstrate competency and/or meet pre-requisites for other training or certifications;
- The **Community** offers access to select courses to learners who are logged into <http://community.anaplan.com>
 - Community courses are not tracked for completion as many learners are just checking out Anaplan or our resources;
 - Our Community has many more resources beyond online learning including forums, blogs, important Anaplan updates, how-to guidance, and best practices.


Start your account registration process using the steps on the next 5 slides. →


Step 1: Register at <https://learning.anaplan.com>

Anaplan Community

Connecting to 

Sign-in with your Anaplan Community account to access Anaplan Academy Learning Center





Sign in

Email address

☐ Remember me

Next

Help...

Help...

Forgot password?

Unlock account?

Create an Account

Still need help? Visit our FAQ.

Click this link to start the process and create an account.

Step 2: Complete our online form to create your account

Create an Anaplan Community account

Use your account to:

- Complete training in the Learning Center.
- Connect with other users in Groups and forums.
- Engage in programs and events.
- Create and manage Support tickets.

1 Create an account

2 Activate your account
Check your email and create a password.

3 Accelerate your Anaplan experience

* Community user name 1

Community user name

* First name

First name

* Last name

Last name

* Email 1

Email

* Confirm email

Confirm your email

* City

City

* State

State

* ZIP or postal code

ZIP or postal code

* Country

Select your country


* Company 1

Company

Language

Select your language

☐ I'm not a robot


reCAPTCHA
[Privacy](#) • [Terms](#)

Create account

If you select **Create account**, you confirm that you understand and accept Anaplan's [terms of service](#) and [Community guidelines](#).



Step 3: Activate your Account

Welcome to the Anaplan Community

Hi Miran,

Welcome! You're just a few short steps away from full access to the Anaplan Community, Academy, and Groups.

Click the link below to activate your account.

Activate Your Account

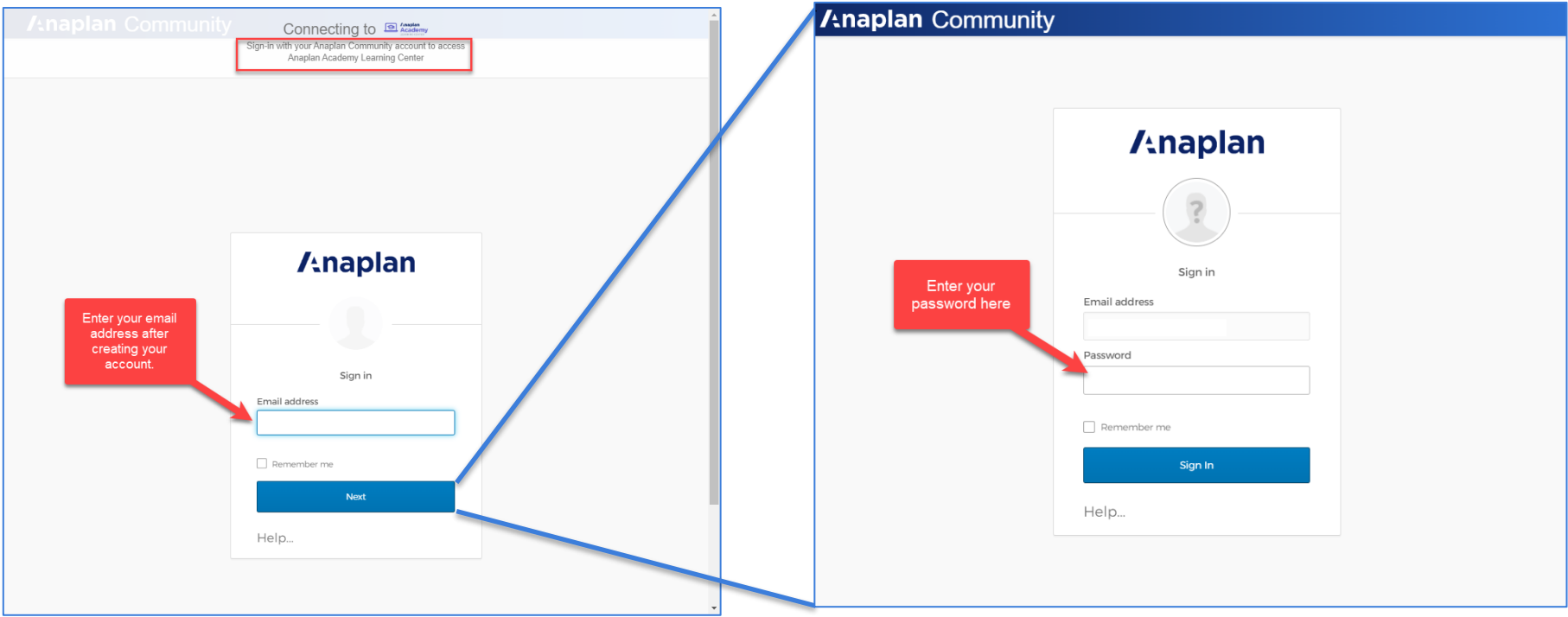
This link expires in 180 days.

Your username is **miran.saric@anaplan.com**

Your sign-in page is <https://community.anaplan.com>

(Please note, this does not impact your login experience to the Anaplan platform.)

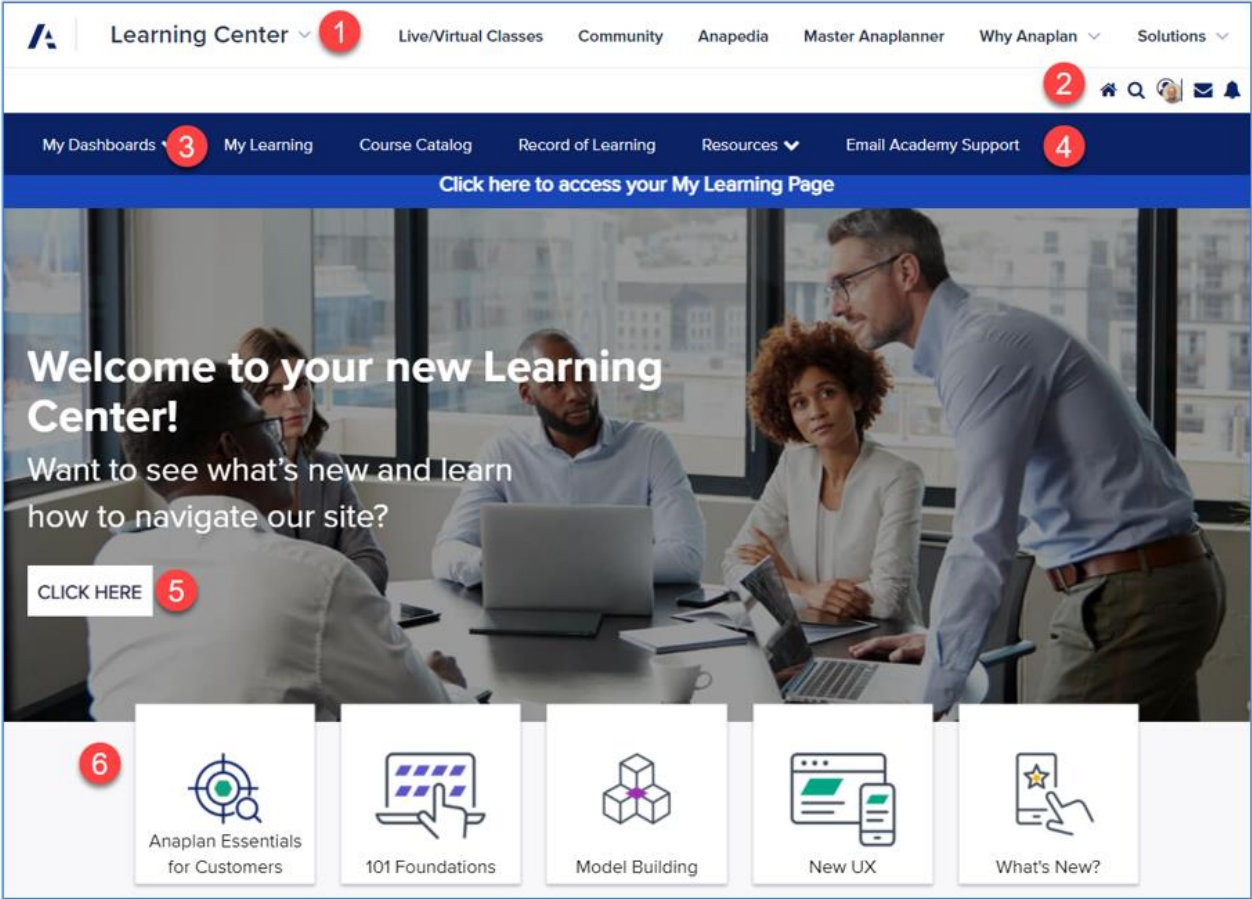
Step 4: Visit <https://learning.anaplan.com> and log in with your email and password to access your Dashboard



Step 5: Get to Know Your Learning Center Dashboard

Your Dashboard (key):

- 1 Your **Global Navigation** provides quick access to learning resources and important Anaplan web properties including Anaplan.com, Anapedia, Community, and Navigator.
- 2 Your **Personal Menu** includes a course search box, access to your user profile, preferences and a quick link to log out of your account.
- 3 Your **Learning Center Menu** is your primary menu to access and complete your learning. A Resources link includes video libraries.
- 4 The **Email Academy Support** opens an email our support team for help.
- 5 Click this button to view video tutorials or job aids on our **What's New?** page.
- 6 This **button block** provides easy navigation to featured learning and the most popular courses based on your



Your Learning Center Menu: The **Course Catalog** Page

My Dashboards ▼

My Learning

Course Catalog

Record of Learning

Resources ▼

Email Academy Support

The Learning Center Menu provides you access to our growing **Course Catalog** featuring many individual courses that you can take to supplement your product training.

Use the Tags search feature to modify your catalog display and filter for specific courses that are available to your role and relationship with Anaplan.


If a course or topic doesn't apply to your individual profile, you may not see any courses displayed. Available courses are dependent on your role and relationship with Anaplan.

The screenshot shows the 'Find learning' section of the Anaplan Course Catalog. A red arrow points to the 'Tags (Topic or Job Role)' dropdown menu, which is currently set to 'All'. The dropdown menu is open, showing a list of tags: 'All', 'acct execs', 'advanced model building', 'agile', 'ako', 'anaplan essentials', 'autobahn', 'beyond essentials', and 'bp'. To the right of the dropdown, there are two course tiles. The first tile is titled '110: Anaplan Administration' and has the tag 'platform administrators'. The second tile is titled '140: Agile and Anaplan' and has the tag 'agile'. A red speech bubble points to the '140: Agile and Anaplan' tile with the text: 'Click any course tile to view a brief summary and access the course page to launch it'.

Your Learning Center Menu: **Email Academy Support**

[My Dashboards ▼](#)[My Learning](#)[Course Catalog](#)[Record of Learning](#)[Resources ▼](#)[Email Academy Support](#)

The Anaplan Academy strives to provide timely support. Please use the email link in the blue Learning Center menu to ask a question, to open a case, or to report an issue with a course or our website. This link will open up a new email in your email client. Please enter a relevant subject and describe your request.


Send

From ▼

To academy@anaplan.com

Cc

Bcc

Subject Enter a relevant subject to help us prioritize your request. Example: Level 1 Model Building Exam

Describe your request or the issue you need help with.

Please include specific details and a screen shot (if applicable) to help us quickly determine the best response to your email.



Any Questions?

Please email us at...

academy@Anaplan.com