

Anaplan Academy

Welcome to Your
Learning Journey

Updated:
February 2024



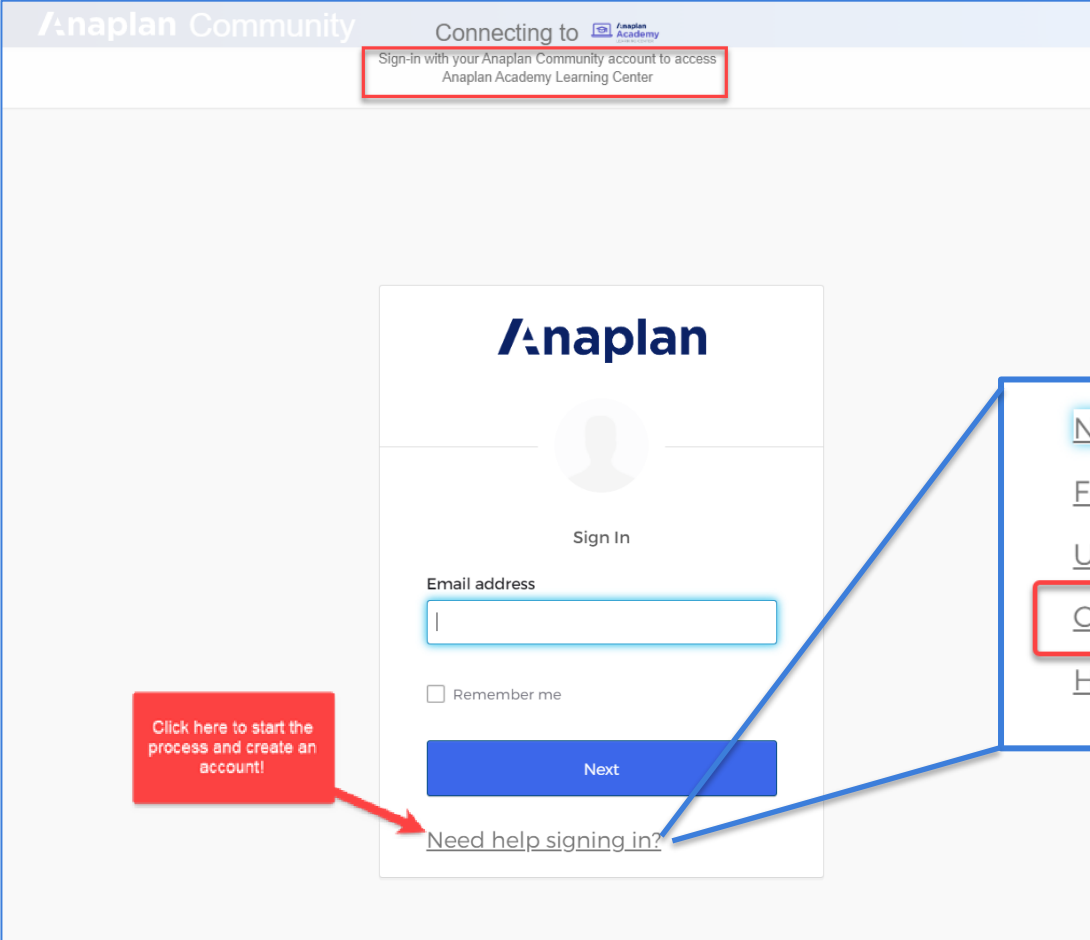
Your Access to the Learning Center & the Community

Your account registration opens up your access to **BOTH** the Anaplan Academy **Learning Center** and the **Anaplan Community**. You will use the same login for both of these important sites.

- The **Learning Center** offers access to all courses to learners who are logged into <https://learning.anaplan.com>
 - All courses are tracked for learners who desire a record of all learning or need to demonstrate competency and/or meet pre-requisites for other training or certifications;
- The **Community** offers access to select courses to learners who are logged into <http://community.anaplan.com>
 - Community courses are not tracked for completion as many learners are just checking out Anaplan or our resources;
 - Our Community has many more resources beyond online learning including forums, blogs, important Anaplan updates, how-to guidance, and best practices.

Start your account registration process using the steps on the next 5 slides. →

Step 1: Register at <https://learning.anaplan.com>



If you have an existing Learning Center/Community account using a different email, DO NOT Register for a new Account!

Email the Academy help desk (academy@anaplan.com) with your old email used for login and your new email to update your existing account.

[Need help signing in?](#)

[Forgot password?](#)

[Unlock account?](#)


[Create an account](#)

[Help](#)



Step 3: Activate your Account (email activation)

Action Required: Activate your Community Account!



Welcome to the Anaplan Community

Hi Morgan,

Welcome! You're just a few short steps away from full access to the Anaplan Community, Learning Center, and Groups.

Click the link below to activate your account.

[Activate Your Account](#)

This link expires in 180 days.

Your username is **morgan.bowler.brown@anaplan.com**
Your sign-in page is <https://community.anaplan.com>

(Please note, this does not impact your login experience to the Anaplan platform.)

This is an automatically generated message. Replies are not monitored or answered. Visit [our FAQ](#) for assistance.

Step 2: Complete our online form to create your account

Create an Anaplan Community account

Use your account to:

- Complete training in the Learning Center.
- Connect with other users in Groups and forums.
- Engage in programs and events.
- Create and manage Support tickets.

1 Create an account **2 Activate your account** **3 Accelerate your Anaplan experience**

Check your email and create a password.

* **Community user name** ⓘ

Community user name

* **First name** * **Last name**

First name Last name

* **Email** ⓘ * **Confirm email**

Email Confirm your email

* **City** * **State**


City State

* **ZIP or postal code** * **Country**

ZIP or postal code Select your country

* **Company** ⓘ **Language**

Company Select your language

I'm not a robot  reCAPTCHA
Privacy * Terms

Create account If you select **Create account**, you confirm that you understand and accept Anaplan's [terms of service](#) and [Community guidelines](#).

The Community user name must be 20 characters or less.

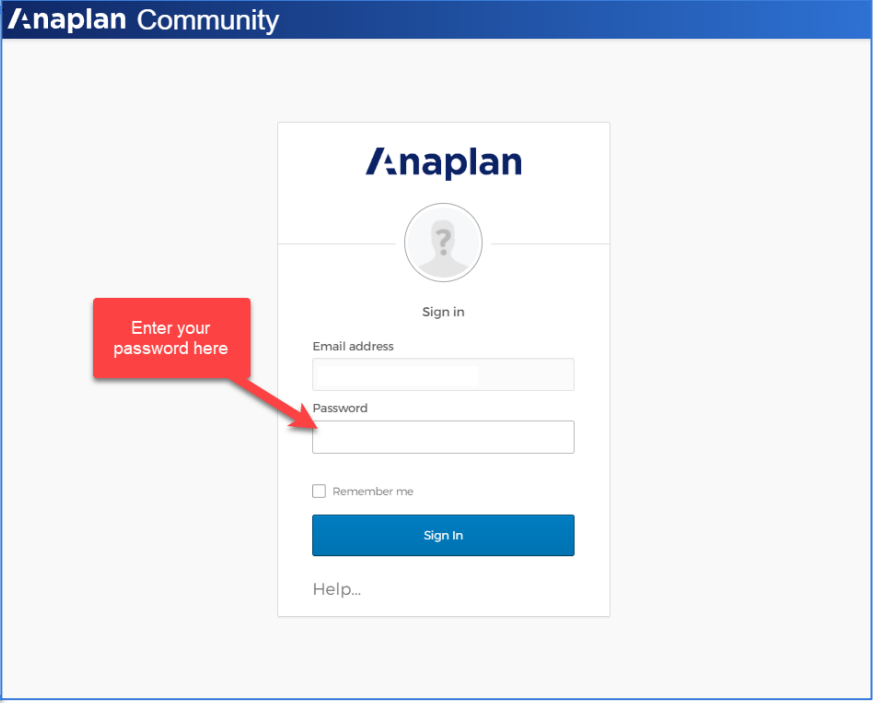
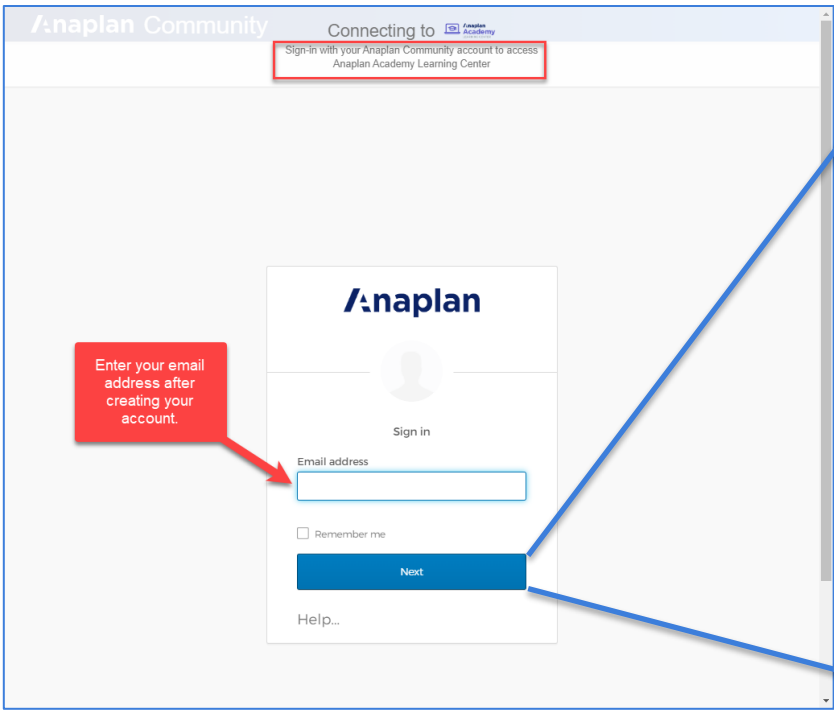
Email address must be lower-case letters.

If you have an existing Learning Center/Community account using a different email, **DO NOT** create a new Account!

Email the Academy help desk (academy@anaplan.com) with your old email used for login and your new email to update your existing account.



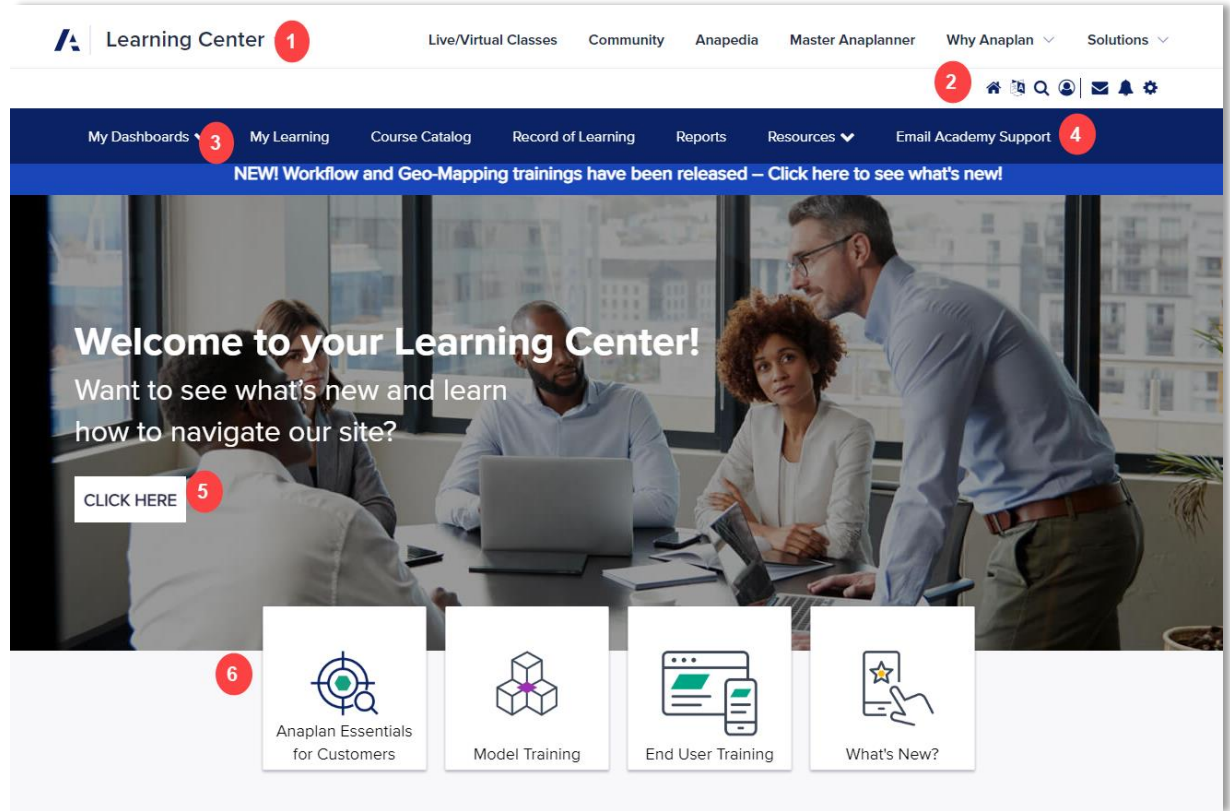
Step 4: Visit <https://learning.anaplan.com> and log in with your email and password to access your Dashboard



Step 5: Get to Know Your Learning Center Dashboard

Your Dashboard (key):

- 1 Your **Global Navigation** provides quick access to learning resources and important Anaplan web properties including Community and Anapedia.
- 2 Your **Personal Menu** includes a course search box, access to your user profile, preferences, and a quick link to log out.
- 3 Your **Learning Center Menu** is your primary menu to access and complete your learning. Your menu may look different and is customized to your role with Anaplan.
- 4 The **Email Academy Support** link opens an email to our support team for help.
- 5 Click this button to view tutorials of job aids on our **What's New?** page.
- 6 This button block provides easy navigation to featured learning and the most popular courses based on your role with Anaplan.



Your Learning Center Menu: The Course Catalog Page



The Learning Center Menu provides you access to our growing **Course Catalog** featuring many individual courses that you can take to supplement your product training.

Use the Tags search feature to modify your catalog display and filter for specific courses that are available to your role and relationship with Anaplan.

If a course or topic doesn't apply to your individual profile, you may not see any courses displayed. Available courses are dependent on your role and relationship with Anaplan.

A screenshot of the 'Find learning' interface. At the top, it says 'Find learning'. Below that is a search bar with the text 'Tags (Topic or Job Role)' and a dropdown menu currently set to 'All'. A red arrow points from the text 'Use the Tags search feature...' to this dropdown menu. To the left of the search bar is a 'FILTERS' section with categories: 'LEARNING TYPE', 'Certifications', 'Courses', and 'Programs'. Below the search bar, there are course tiles. One tile is titled '110: Anaplan Administration' with the tag 'platform administrators'. Another tile is titled '140: Agile and Anaplan' with the tag 'agile'. A red speech bubble points to one of the course tiles with the text: 'Click any course tile to view a brief summary and access the course page to launch it'.



Your Learning Center Menu: **Email Academy Support**

My Dashboards ▾

My Learning


Course Catalog

Record of Learning

Resources ▾

Email Academy Support

The Anaplan Academy strives to provide timely support. Please use the email link in the blue Learning Center menu to ask a question, to open a case, or to report an issue with a course or our website. This link will open up a new email in your email client. Please enter a relevant subject and describe your request.

 Send

From ▾

To academy@anaplan.com

Cc

Bcc

Subject Enter a relevant subject to help us prioritize your request. Example: Level 1 Model Building Exam

Describe your request or the issue you need help with.

Please include specific details and a screen shot (if applicable) to help us quickly determine the best response to your email.



Any Questions?

Please email us at...

academy@Anaplan.com