













Signets

- [-] LTE3316-M604
- [-] User's Guide
- [-] Technical Reference
 - [-] Status
 - [-] Monitor
 - [-] WAN
 - [-] Wireless LAN
 - [-] LAN
 - [-] DHCP Server
 - [-] NAT
 - [-] DDNS
 - [-] Routing
 - [-] Interface Group
 - [-] Firewall
 - [-] Content Filtering
 - [-] IPv6 Firewall
 - [-] VPN
 - [-] SMS
 - [-] Voice Call
 - [-] MGMT Interface
 - [-] Bandwidth Management
 - [-] Universal Plug-and-Play (UPnP)
 - [-] TR-069
 - [-] Maintenance
 - [-] Troubleshooting
 - [-] 26.1 Overview

Table 3 Title Bar: Web Configurator Icons

LABEL	DESCRIPTION
SIM 	This shows whether a SIM card is inserted in the Zyxel Device. The icon shows  if there is no SIM card inserted.
WiFi 	This shows whether the Zyxel Device's WiFi LAN network is enabled. The following icon  displays when the WiFi LAN network is disabled.
WAN Connection 	This displays the type of mobile data connection (4G+ , 4G , 3G) the Zyxel Device has to the ISP.
Signal Strength 	This shows the current signal strength to the mobile network. The icon shows no bars if the mobile data connection is not up.
Setup Wizard 	Click this icon to open the Setup Wizard for the Zyxel Device.
Help 	Click this to open a screen where you can click a link to visit the Zyxel website to see detailed product information.
Logout 	Click this icon to log out of the Web Configurator.
Language  Global / EN	Choose your language from the drop-down list on the upper right corner of the title bar.