

# A.O. SMITH

APPLICATION TYPE DIAGRAM  
SEE INSTALLATION MANUAL FOR  
COMPLETE INSTRUCTIONS

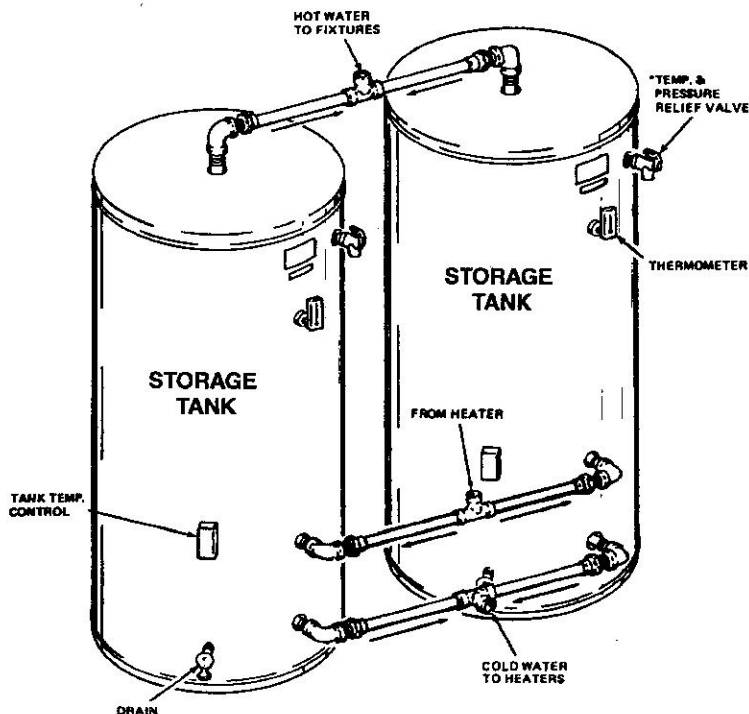
INSTALL IN ACCORDANCE WITH LOCAL CODES.

## MANIFOLDING OF MULTIPLE STORAGE TANKS MODELS TJV-120M, TJV-120A, TJV-200M


A.O. SMITH MANIFOLD KITS  
For TJV-120M and TJV-120A Only

Configuration	Kit No.
Two Tanks	170354
Three Tanks	170355
Four Tanks	170356

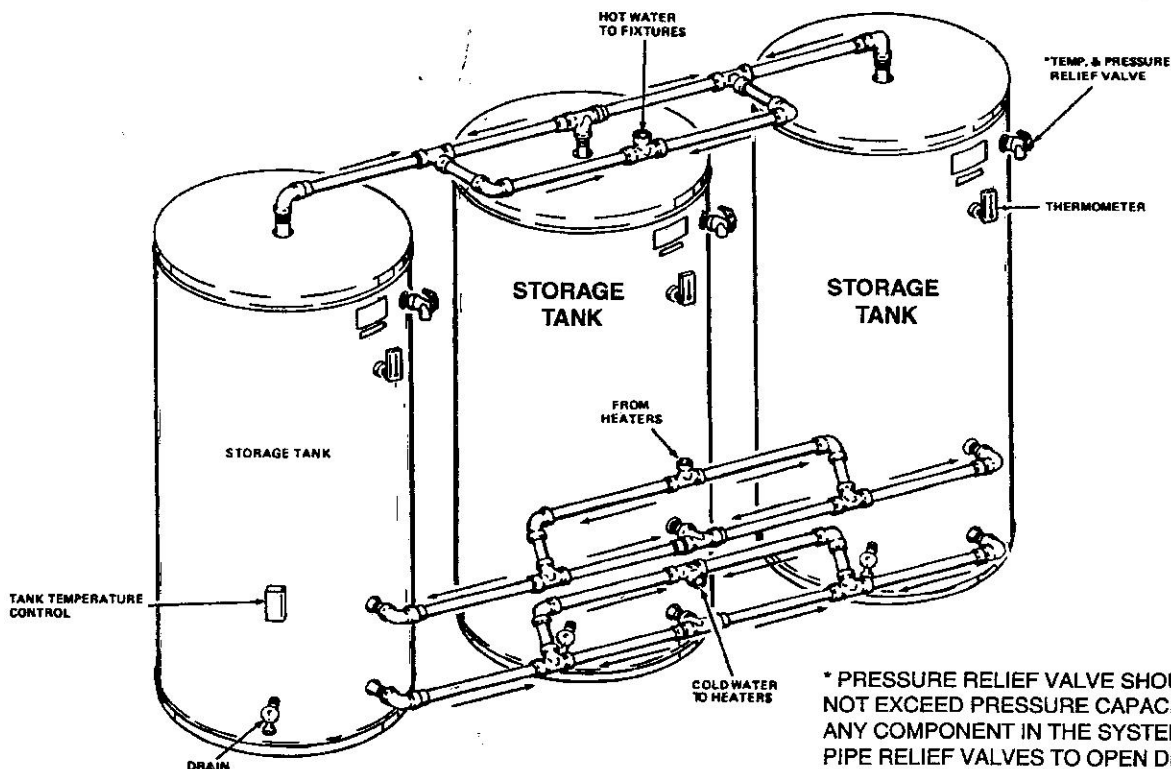
### TWO TANK INSTALLATION



**CAUTION:**  
IF BUILDING COLD WATER  
SUPPLY HAS A BACKFLOW  
PREVENTER, CHECK VALVE  
OR WATER METER WITH  
CHECK VALVE, PROVISIONS  
FOR THERMAL EXPANSION  
OF WATER IN THE HOT  
WATER SYSTEM MUST BE  
PROVIDED.



### THREE TANK INSTALLATION



\* PRESSURE RELIEF VALVE SHOULD  
NOT EXCEED PRESSURE CAPACITY OF  
ANY COMPONENT IN THE SYSTEM.  
PIPE RELIEF VALVES TO OPEN DRAIN.

