

Rinker
Time Well Spent

Title 342 Electrical Layout	
Drawing Number 342-2004-SDL0	Sheet 1 of 1

1			2			3			4			5			6			7			8			9			10		
Connector 1, Switch Panel to Dash Harness						Conn 2, Switch Panel to Dash Harness						Rev Revision Note						Date			Rev. By			Checked					
Pin #	Wire Description	Circuit	Pin #	Wire Description	Circuit	Pin #	Wire Description	Circuit	Pin #	Wire Description	Circuit	Pin #	Wire Description	Circuit	Pin #	Wire Description	Circuit	Pin #	Wire Description	Circuit	Pin #	Wire Description	Circuit	Pin #	Wire Description	Circuit			
1	Blue/Orange, 16	Cockpit Lights																											
2	Orange/Green, 16	Nav/Anc Lights																											
3	Orange/Blue, 16	Transom Light																											
4	Orange, 14	Bilge Power																											
5	Orange/Red, 16	Acc																											
6	Orange/Lt Blue, 16	Spreader Lts																											
7	Orange/White, 16	Horn Power																											
8	Orange/Black, 12	Engine Hatch																											
9	Red, 16	12V Recept																											
10	Orange/Black, 16	Wiper Power																											
11	Blue, 16	Panel Lts (Dash)																											
12	Tan/Red, 16	Wiper																											
13	Black, 14	Ground																											
14	Brown, 14	Bilge Pump																											
15	Gray/Black, 16	Transom Light																											
1	Gray/Green, 16	Nav Lights																											
2	Blue, 16	Cabin Lights																											
3	Black, 14	Ground																											
4	Brown/Orange, 14	Cabin Lts Traveler																											
5	Tan/Orange, 14	Cabin Lts Traveler																											
6	Gray/Blue, 14	Anc Light																											
7	Green, 12	Engine Hatch, Down																											
8	Orange/Yellow, 16	Spreader Lts																											
9	Blue, 12	Engine Hatch																											
10	Tan/Blue, 16	Wiper																											
11	Tan/Black, 16	Wiper																											
12	Orange/White, 14	Horn																											
13	Blue/White, 16	Cockpit Lts																											
14	OPEN																												
15	OPEN																												
1	Red, 10	12V Power																											
2	Orange/Black, 16	Wiper																											
3	Orange/Red, 16	Acc																											
4	Orange/Yellow, 16	Blower																											
5	Orange/White, 16	Horn																											
6	Red/Black, 10	Engine Hatch																											
7	Orange/Gray, 16	Spreader Lights																											
8	Orange/Blue, 16	Transom Light																											
9	Blue/Orange, 16	Cockpit Lights																											
10	Red/Blue, 16	Spot Light																											
11	OPEN																												
12	Orange/Green, 16	Nac/Anc Lights																											
1	OPEN																												
2	Red/Yellow, 16	Port Crank																											
3	Blue, 16	Panel Lights																											
4	Yellow/Red, 16	Starboard Crank																											
5	Purple, 16	Starboard Ignition																											
6	Purple/Red, 16	Port Ignition																											
7	OPEN																												
8	Orange/Yellow, 14	Blower 2 Brkr Pwr																											
9	Black, 10	Ground																											
10	Yellow/Orange, 14	Blower 2 Brkr Pwr																											
11	Yellow, 14	Blower 1																											
12	Yellow/Black, 14	Blower 2																											
1	Red/Blue, 10	Trim Tabs																											
2	Red, 16	Radar																											
3	Orange, 16	VHF																											
4	Yellow/Orange, 16	Blower 1 Brkr Pwr																											
5	Red/White, 16	GPS																											
6	OPEN																												
1	Black, 12 to 16x2	Ground																											
2	Tn/Bk to Or/Bk 16	Stbd Wiper Power																											
3	Tn/Rd to Red 16	Both Wipers Park																											
4	Or 14 to Wt/Or 16	Horn																											
5	Gy/Bu to Gy/Bk 16	Anc Light																											
6	Gray/Green, 16	Nav Light																											
7	Tn/Bu to Or/Yl 16	Port Wiper Power																											
8	Yl/Bk to Yl 14	Blower 2																											
9	Lt Bu/Wt to Bu/Wt	Cockpit Lights																											
10	Yl/Or to Or/Yl 14	Blower 1																											
11	Bn/Or to Or/Bu 14	Indrct Lts Traveler																											
12	Tn/Or to Or/Bu 16	Indrct Lts Traveler																											
13	Lt Blue/Black, 16	Indirect Lts Power																											
14	Blue/Yellow, 16	Spreader Lights																											
15	OPEN																												
1	Bu 12 to Or 12	Engine Hatch																											
2	Brown, 14	Aft Blg Pump/Relay																											
3	Gn 12 to Rd 12	Engine Hatch																											
4	Or to Bn/Or 14	Aft Blg Auto/Relay																											
5	Yellow, 14	Blower 1																											
6	Yellow/Red, 16	Starboard Crank																											
7	Red/Yellow, 16	Port Crank																											
8	Blue, 16	Panel Lights(Dash)																											
9	Yl/Bk to Yl 14	Blower 2																											
10	Yellow/Orange, 14	Blower 2 Brkr Pwr																											
11	Purple, 16	Starboard Ignition																											
12	Purple/Red, 16	Port Ignition																											
1	Rd/Bk to Rd/Bu 10	Stbd Ignition Power																											
2	Black, 10	Ground																											
3	Yellow/Black, 16	FireBoy Lt Ground																											
4	Red/Purple, 10	Port Ignition Power																											
1	Black, 10	Ground																											
2	Tan, 16	Stbd Temp Signal																											
3	Tan/Red, 16	Port Temp Signal																											
4	Blue, 16	Panel Lights(Dash)																											
5	Lt Blue, 16	Stbd Oil Pres Sig																											
6	Lt Blue/Red, 16	Port Oil Pres Sig																											
7	Purple, 16	Stbd Ignition																											
8	Gray, 16	Stbd Tach Signal																											
9	Gray/Red, 16	Port Tach Signal																											
10	Pu/Rd, 16	Port Ignition																											
11	Bn/Wt to Wt/Pu 16	Stbd Trim Signal																											
12	Bn/Rd to Pu/Wt 16	Port Trim Signal																											
13	Red/Black, 16	Constant Hot(Clock)																											
14	Pink, 16	Stbd Fuel Signal																											
15	Pink/Black, 16	Port Fuel Signal																											
1	Black/Yellow, 14	Blower Ground																											
2	Yellow, 14	Blower																											
3	Yellow, 14	Blower																											
4	OPEN																												
1	Or 12 to Bu 12	Engine Hatch																											
2	Orange/Black, 12	Blender																											
3	Rd 12 to Gn 12	Engine Hatch																											
4	Rd/Gn, 12	Cockpit Refrig																											
5	Brown, 14	Aft Bilge Pmp/Relay																											
6	Brown/Orange, 14	Aft Bilge Auto																											
7	Brown/Green, 14	Fresh Water Pump																											
8	White/Brown, 16	Fresh Tank Signal																											
9	Red/Yellow, 14	DEAD END WIRE																											
10	Red/Black, 16	Constant Pwr(Clock)																											
11	Pink/Black, 16	Port Fuel Signal																											
12	OPEN																												
1	Pink/Red, 16	Stereo Memory																											
2	Blue/Green, 16	Aft Cabin Lights																											
3	Red/Green, 12	Cockpit Refrig																											
4	Brown/Green, 14	Fresh Water Pump																											
5	OPEN																												
6	White/Black, 16	Holding Tank Signal																											
7	White/Brown, 16	Fresh Tank Signal																											
8	Orange/Black, 12	Blender																											
9	Orange/Brown, 14	Fwd Bilge Auto Pwr																											
10	Purple/Yellow, 16	Generator 'On' Lt																											
11	Yellow/Red, 16	Generator Crank																											
12	Yellow/Black, 16	Generator 'OFF'																											
13	OPEN																												
14	Brown/Red, 14	Fwd Bilge																											
15	OPEN																												
1	Red, 14	Cathode																											
2	Red, 14	Cathode																											
3	Brown/Orange, 14	Aft Blg Auto&Sw Pwr																											
4	Orange/Brown, 14	Fwd Bilge Auto Pwr																											
5	Pink/Red, 16	Stereo Memory																											
6	Gn to Or 12	Engine Hatch																											
7	Bu to Rd 12	Engine Hatch																											
8	Red/Green, 12	Cockpit Refrig																											
9	Orange/Black, 12	Blender																											
10	Brown/Green, 14	Fresh Water Pump																											
11	White/Brown, 16	Fresh Tank Signal																											
12	Pink/Black, 16	Port Fuel Signal																											
13	OPEN																												
14	OPEN																												
15	Red/Yellow, 14	DEAD END WIRE																											
1	Black/Yellow, 14	Blower Ground																											
2	Yellow, 14	Blower																											
3	Yellow, 14	Blower																											
4	OPEN																												
1	Brown, 14	Aft Bilge Pmp Pwr																											
2	Brown/Red, 14	Aft Bilge Auto Pwr																											
3	Black, 14	Ground																											



Time Well Spent

 300 W Chicago St. - Syracuse, IN 46567

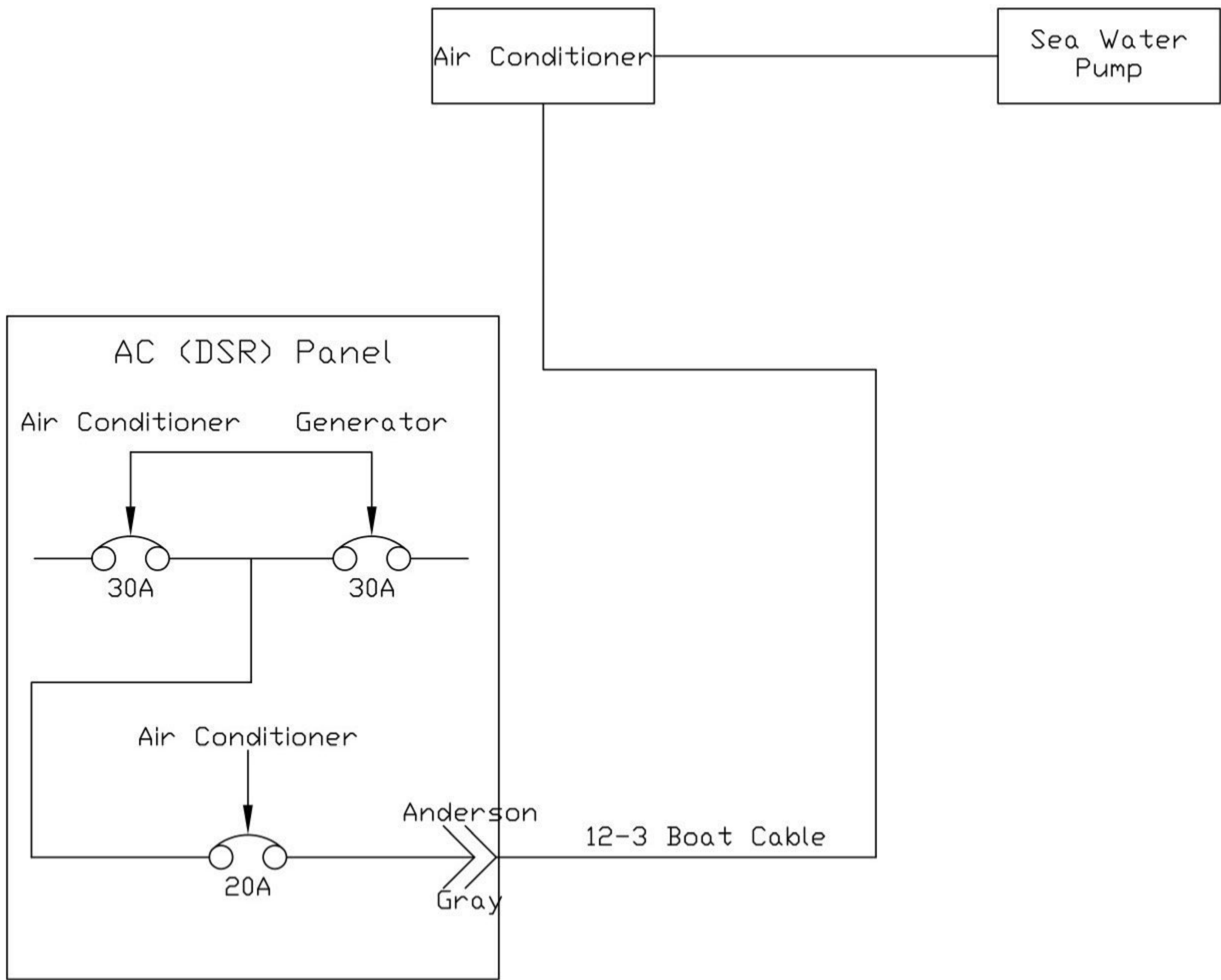
Drawing Number: **342-2004-SDCD**
 Date: **1-05**
 Sheet: **1 of 1**

Title: **Connector Description**
 Size: **A**

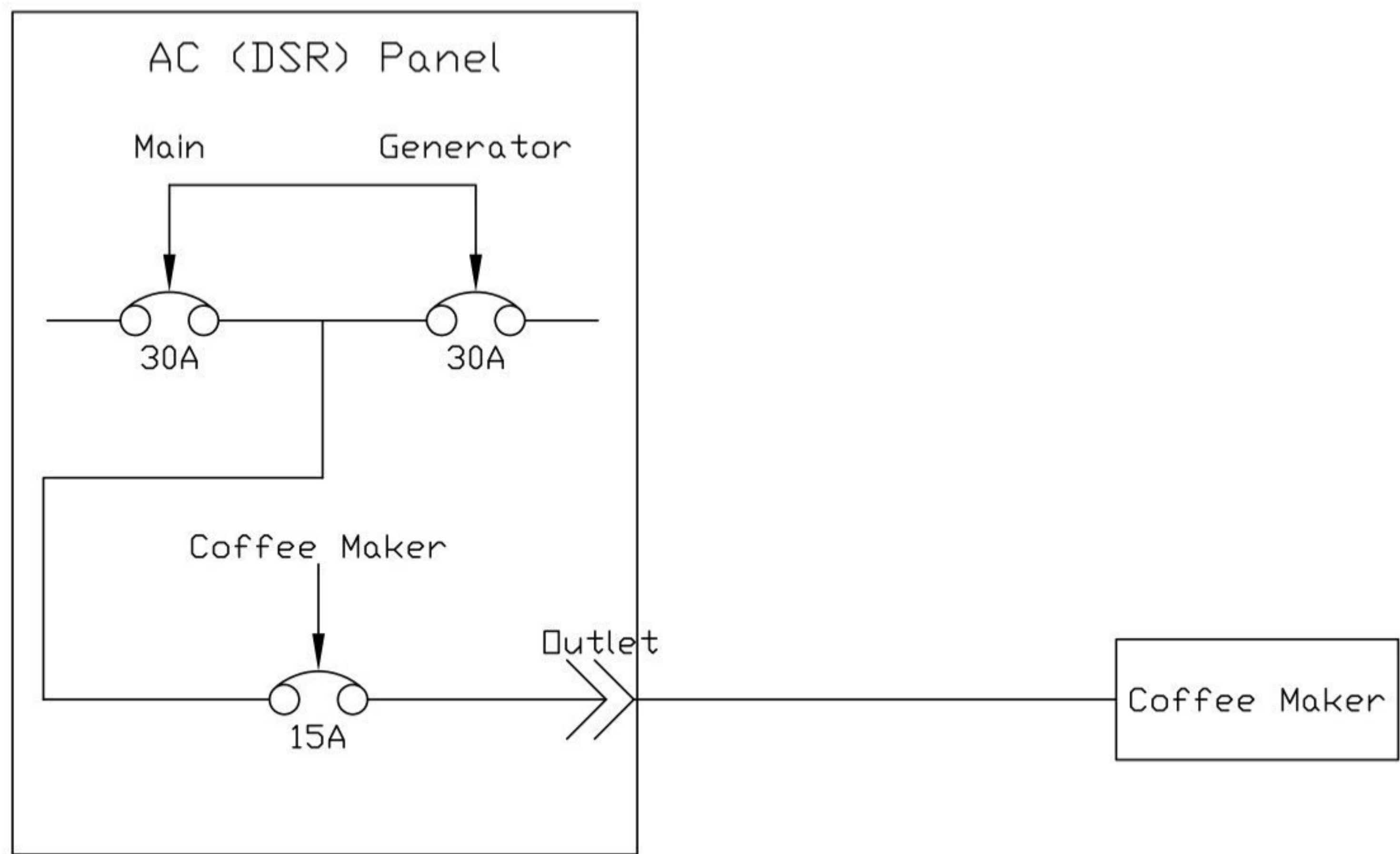
	1	2	3	4	5	6	7	8	9	10			
	Connector 16, Bilge Harness to DSR Panel						Rev		Revision Note		Date	Rev. By	Checked
A	Pin #	Wire Description	Circuit	Pin #	Wire Description	Circuit	Pin #	Wire Description	Circuit	Pin #	Wire Description	Circuit	
	1	Black, 14	Ground	1	Black, 14	Ground	1	Black, 14	Ground	1	Black, 14	Ground	
	2	Brown, 14	Fwd Bilge Pump	2	Orange/Red, 14	12V Recept (DSR)	2	Black, 14	Ground	2	Black, 14	Ground	
	3	Brown/Dragne, 14	Fwd Bilge Auto	3	Black, 16	Ground	3	OPEN		3	Blue/Red, 16	Main Cabin Lights	
	4	Tan/Black, 14	Shower Sump	4	Black, 16	Ground	4	Blue/Red, 16	Main Cabin Lights	4	Blue/Orange, 16	V-Berth Lights	
B	Connector 20, Stereo Hrnes to Deck Hrns			Connector 21, Deck Hrnes to Arch Hrns			Connector 18, Stereo Harness to DSR Panel			Connector 19, Stereo Hrnes to Deck Hrns			
	Pin #	Wire Description	Circuit	Pin #	Wire Description	Circuit	Pin #	Wire Description	Circuit	Pin #	Wire Description	Circuit	
	1	White, 16	Speaker	1	Black, 16x2	Ground	5	Blue/Orange,	V-Berth Lts	5	Orange/Blue, 14	Indrct Lts Traveler	
	2	White/Black, 16	Speaker	2	Gray/Black, 16	Anchor Light	6	Orange/Blue, 14	Indrct Lts Traveler	6	Orange/Blue, 14	Indrct Lts Traveler	
	3	Green, 16	Speaker	3	Blue/Yellow, 16	Spreader Lights	7	Dragne/Blue, 14	Indrct Lts Traveler	7	Orange/Yellow, 14	Blower Brkr Pwr	
	4	Green/Black, 16	Speaker	4	Green, 16	Speaker	8	Orange/Yellow, 14	Blower Switched Pwr	8	Yellow, 14	Blower Switched Pwr	
	5	Red, 16	Speaker	5	Green/Black, 16	Speaker	9	Yellow, 14	Blower Switched Pwr	9	Blue/Black, 16	Unknown	
	6	Red/Black, 16	Speaker	6	Red, 16	Speaker	10	Orange/Green, 14	Stereo Power	10	Blue/Green, 16	Aft Cabin Lts Pwr	
	7	Blue, 16	Speaker	7	Red/Black, 16	Speaker	11	Red/Pink, 16	Stereo Memory	11	Red, 16	Speaker	
	8	Blue/Black, 16	Speaker	8	OPEN		12	Blue/Green, 16	Aft Cabin Lights	12	Red/Black, 16	Speaker	
	9	Orange, 16	Speaker	9	OPEN		Connector 7, Dash Harness to Main Harness			13	Green, 16	Speaker	
	10	Orange/Black, 16	Speaker	Connector 22, Indrct Lt Hrns to Dash Hrns			Pin #	Wire Description	Circuit	Pin #	Wire Description	Circuit	
	11	Blue, 16	Speaker	Pin #	Wire Description	Circuit	1	Bu 12 to Or 12	Engine Hatch	1	Pink/Red, 16	Stereo Memory	
	12	Blue/Black, 16	Speaker	1	Blue/Black, 16	Indirect Lights	2	Brown, 14	Aft Blg Pump/Relay	2	Blue/Green, 16	Aft Cabin Lights	
	13	Orange, 16	Speaker	2	OPEN		3	Gn 12 to Rd 12	Engine Hatch	3	Red/Green, 12	Cockpit Refrig	
	14	Orange/Black, 16	Speaker	Connector 9, Gauge Panel to Main Harness			Pin #	Wire Description	Circuit	4	Brown/Green, 14	Fresh Water Pump	
	15	OPEN		Pin #	Wire Description	Circuit	1	Black, 10	Ground	5	OPEN		
D	Connector 9, Gauge Panel to Main Harness			Connector 10, Main Harness to Batt Sel Pnl			Connector 11, Main Harness to Batt Sel Pnl			Conn 12, Isolator Harness to DSR Panel			
	Pin #	Wire Description	Circuit	Pin #	Wire Description	Circuit	Pin #	Wire Description	Circuit	Pin #	Wire Description	Circuit	
	1	Black, 10	Ground	1	Black/Yellow, 14	Blower Ground	1	Or 12 to Bu 12	Engine Hatch	1	White/Black, 16	Holding Tank Signal	
	2	Tan, 16	Stbd Temp Signal	2	Yellow, 14	Blower	2	Orange/Black, 12	Blender	2	White/Brown, 16	Fresh Tank Signal	
	3	Tan/Red, 16	Port Temp Signal	3	Yellow, 14	Blower	3	Rd 12 to Gn 12	Engine Hatch	3	Orange/Black, 12	Blender	
	4	Blue, 16	Panel Lights(Dash)	4	OPEN		4	Rd/Gn, 12	Cockpit Refrig	4	Dragne/Brown, 14	Fwd Bilge Auto Pwr	
	5	Lt Blue, 16	Stbd Oil Pres Sig	Conn 13, Isolator Harness to Batt Sel Pnl			Pin #	Wire Description	Circuit	5	Purple/Yellow, 16	Generator 'On' Lt	
	6	Lt Blue/Red, 16	Port Oil Pres Sig	Pin #	Wire Description	Circuit	1	Red, 14	Cathode	6	Yellow/Red, 16	Generator Crank	
	7	Purple, 16	Stbd Ignition	1	Red, 14	Cathode	2	Red, 14	Cathode	7	Yellow/Black, 16	Generator 'OFF'	
	8	Gray, 16	Stbd Tach Signal	3	Brown/Orange, 14	Aft Blg Auto&Sw Pwr	3	Brown/Orange, 14	Aft Blg Auto&Sw Pwr	8	OPEN		
	9	Gray/Red, 16	Port Tach Signal	4	Orange/Brown, 14	Fwd Bilge Auto Pwr	4	Orange/Brown, 14	Fwd Bilge Auto Pwr	9	Brown/Red, 14	Fwd Bilge	
	10	Pu/Rd, 16	Port Ignition	5	Pink/Red, 16	Stereo Memory	5	Pink/Red, 16	Stereo Memory	10	OPEN		
	11	Bn/Wt to Wt/Pu 16	Stbd Trim Signal	6	Gn to Or 12	Engine Hatch	6	Brown/Orange, 14	Aft Bilge Auto	11	Brown/Red, 14	Fwd Bilge	
	12	Bn/Rd to Pu/Wt 16	Port Trim Signal	7	Bu to Rd 12	Engine Hatch	7	Brown/Green, 14	Fresh Water Pump	12	OPEN		
	13	Red/Black, 16	Constant Hot(Clock)	8	Red/Green, 12	Cockpit Refrig	8	White/Brown, 16	Fresh Tank Signal	13	OPEN		
	14	Pink, 16	Stbd Fuel Signal	9	Orange/Black, 12	Blender	9	Red/Yellow, 14	DEAD END WIRE	14	OPEN		
	15	Pink/Black, 16	Port Fuel Signal	10	Brown/Green, 14	Fresh Water Pump	10	Red/Black, 16	Constant Pwr(Clock)	15	OPEN		
E	Connector 10, Main Harness to Batt Sel Pnl			Conn 14, Isolator Harness to Batt Sel Pnl			Connector 11, Main Harness to Batt Sel Pnl			Conn 15, Isolator Harness to Batt Sel Pnl			
	Pin #	Wire Description	Circuit	Pin #	Wire Description	Circuit	Pin #	Wire Description	Circuit	Pin #	Wire Description	Circuit	
	1	Black/Yellow, 14	Blower Ground	Pin #	Wire Description	Circuit	1	Or 12 to Bu 12	Engine Hatch	1	Brown, 14	Aft Bilge Pmp Pwr	
	2	Yellow, 14	Blower	1	Black/Yellow, 14	Blower Ground	2	Orange/Black, 12	Blender	2	Brown/Red, 14	Aft Bilge Auto Pwr	
	3	Yellow, 14	Blower	2	Yellow, 14	Blower	3	Rd 12 to Gn 12	Engine Hatch	3	Black, 14	Ground	
	4	OPEN		3	Yellow, 14	Blower	4	Rd/Gn, 12	Cockpit Refrig				
F	Conn 13, Isolator Harness to Batt Sel Pnl			Conn 14, Isolator Harness to Batt Sel Pnl			Connector 11, Main Harness to Batt Sel Pnl			Conn 15, Isolator Harness to Batt Sel Pnl			
	Pin #	Wire Description	Circuit	Pin #	Wire Description	Circuit	Pin #	Wire Description	Circuit	Pin #	Wire Description	Circuit	
	1	Red, 14	Cathode	1	Black/Yellow, 14	Blower Ground	1	Or 12 to Bu 12	Engine Hatch	1	Brown, 14	Aft Bilge Pmp Pwr	
	2	Red, 14	Cathode	2	Yellow, 14	Blower	2	Orange/Black, 12	Blender	2	Brown/Red, 14	Aft Bilge Auto Pwr	
	3	Brown/Orange, 14	Aft Blg Auto&Sw Pwr	3	Yellow, 14	Blower	3	Rd 12 to Gn 12	Engine Hatch	3	Black, 14	Ground	
	4	Orange/Brown, 14	Fwd Bilge Auto Pwr	4	OPEN		4	Rd/Gn, 12	Cockpit Refrig				
	5	Pink/Red, 16	Stereo Memory	Conn 14, Isolator Harness to Batt Sel Pnl			Pin #	Wire Description	Circuit				
	6	Gn to Or 12	Engine Hatch	Pin #	Wire Description	Circuit	1	Black/Yellow, 14	Blower Ground				
	7	Bu to Rd 12	Engine Hatch	1	Black/Yellow, 14	Blower Ground	2	Yellow, 14	Blower				
	8	Red/Green, 12	Cockpit Refrig	2	Yellow, 14	Blower	3	Yellow, 14	Blower				
	9	Orange/Black, 12	Blender	3	Yellow, 14	Blower	4	OPEN					
	10	Brown/Green, 14	Fresh Water Pump	4	OPEN								
	11	White/Brown, 16	Fresh Tank Signal										
	12	Pink/Black, 16	Port Fuel Signal										
	13	OPEN											
	14	OPEN											
	15	Red/Yellow, 14	DEAD END WIRE										
G													
H													

Rinker
Time Well Spent
300 W Chicago St. - Syracuse, IN 46567

Drawing Number: 342-2004-SDCD
Date: 1-05
Sheet: 2 of 2
Title: Connector Description 2
Size: A

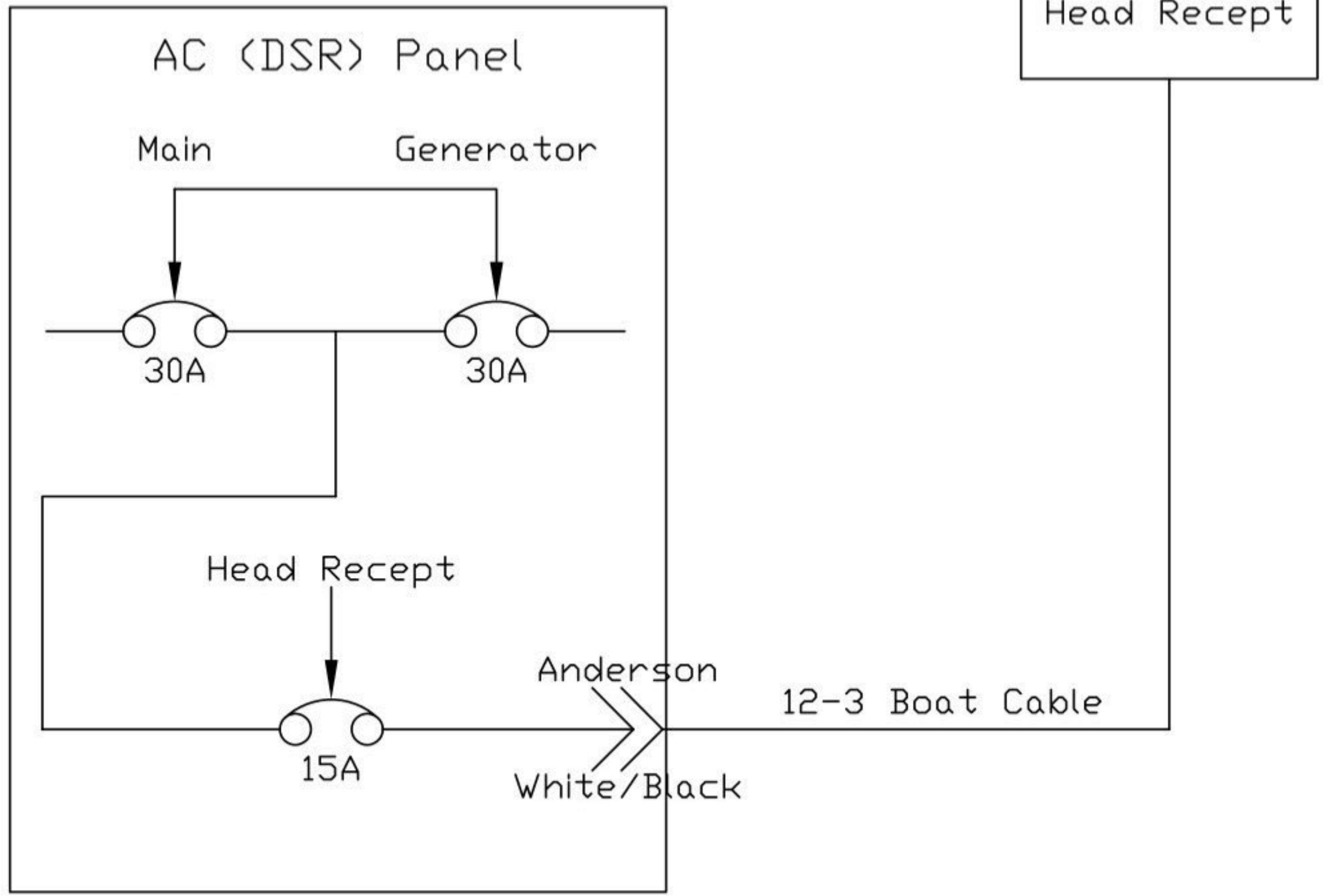


Rinker
Time Well Spent



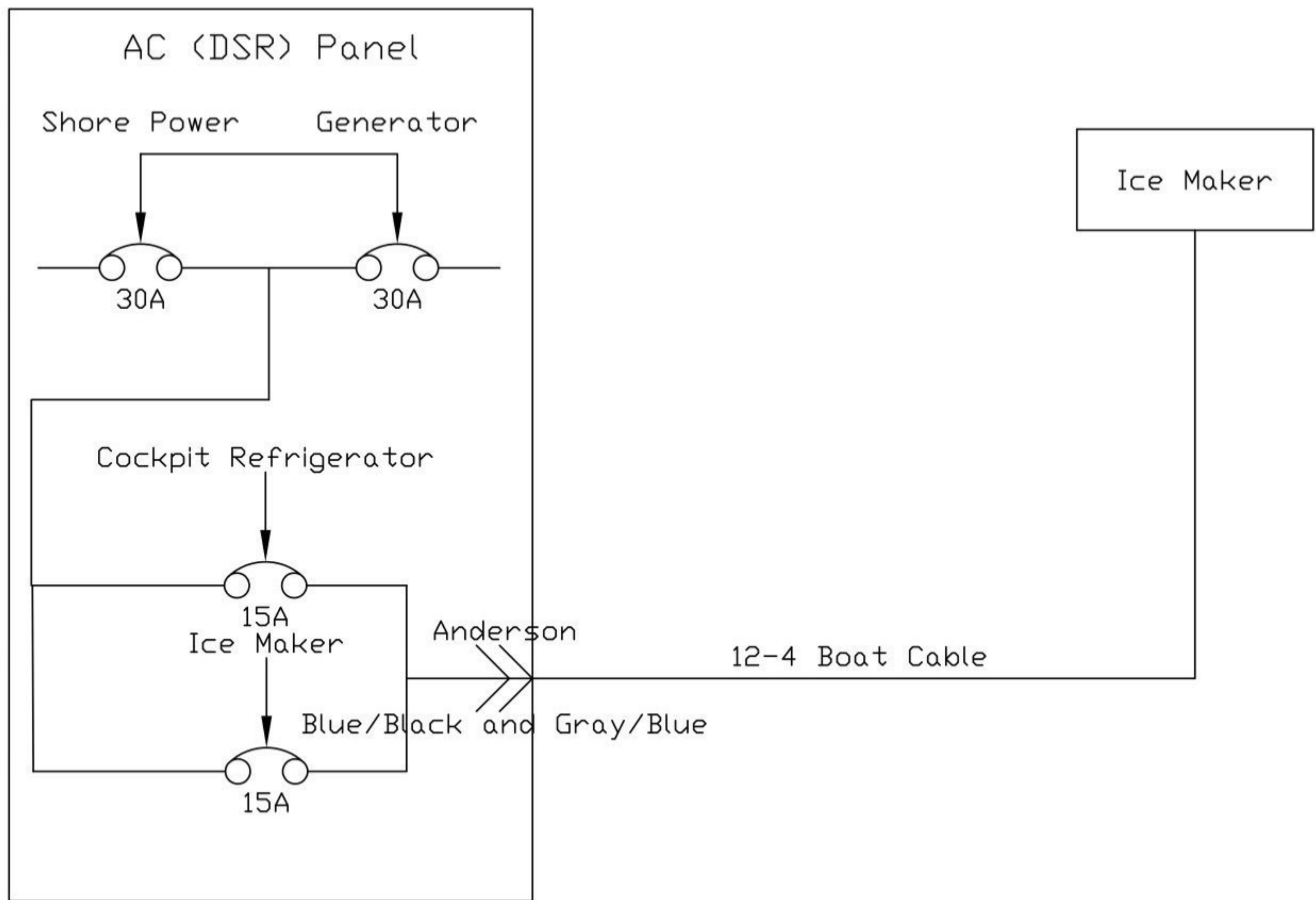
Rinker
Time Well Spent

Title	342 Coffee Maker	
Drawing Number	342-2004-SDAC02	Sheet
		1 of 1



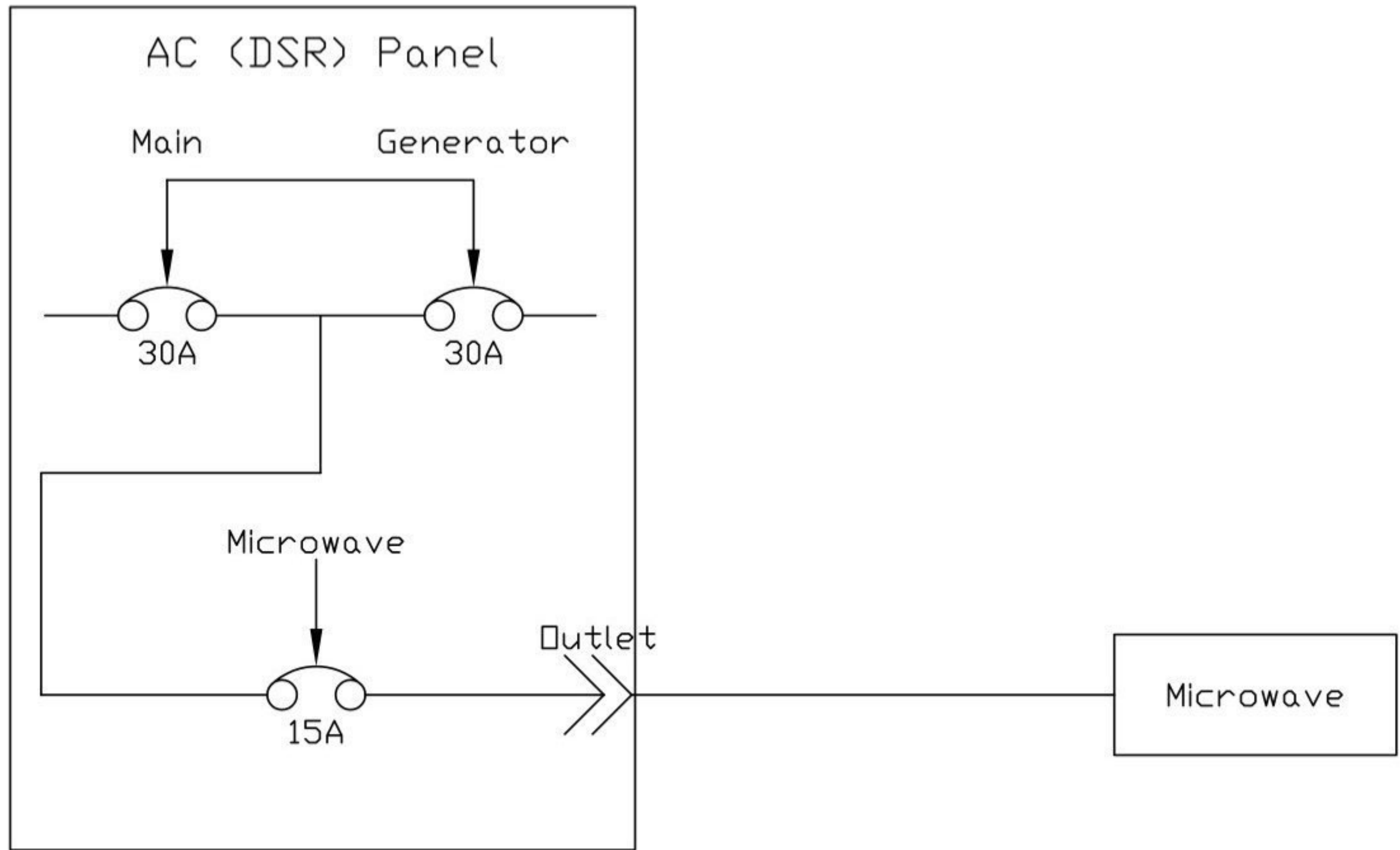
Rinker
Time Well Spent

Title	Head Recept		
Drawing Number	342-2004-SDAC03	Sheet	1 of 1

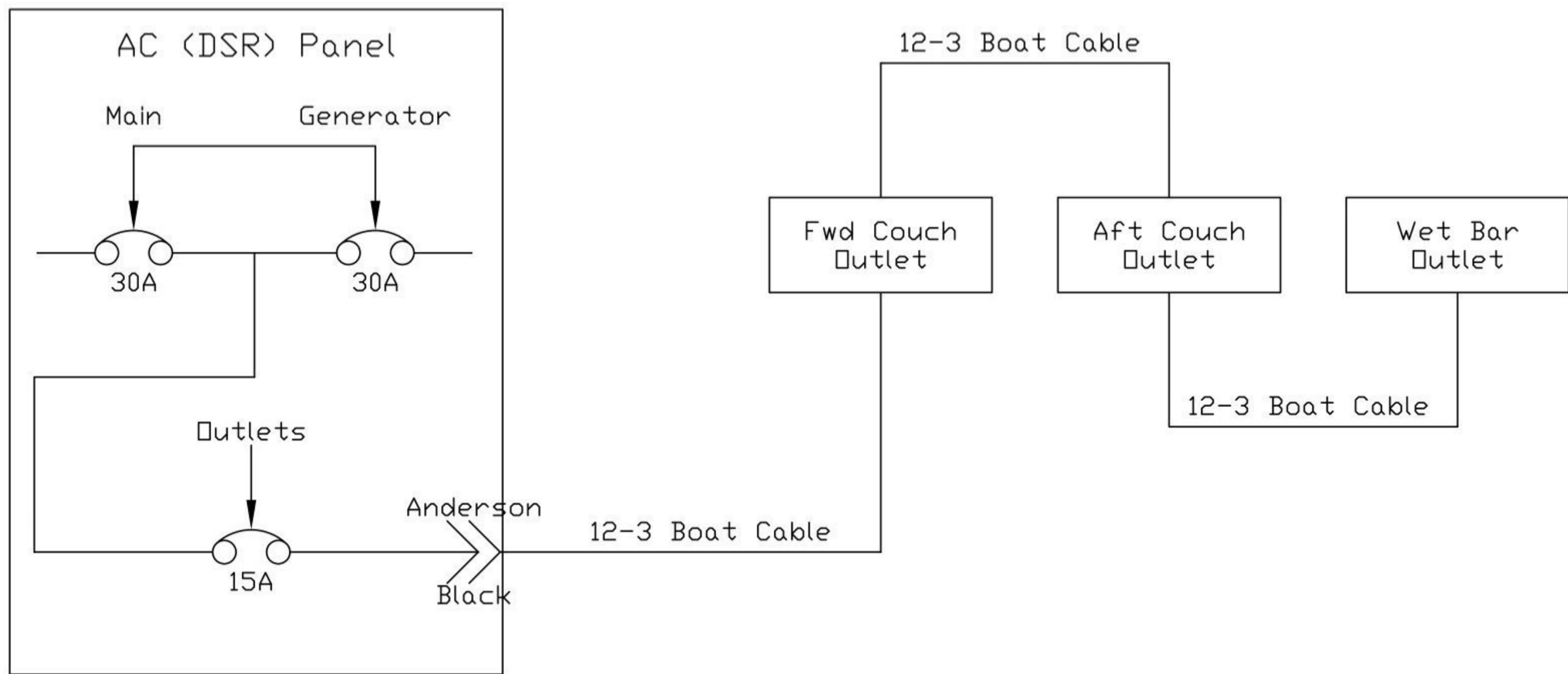


Rinker
Time Well Spent

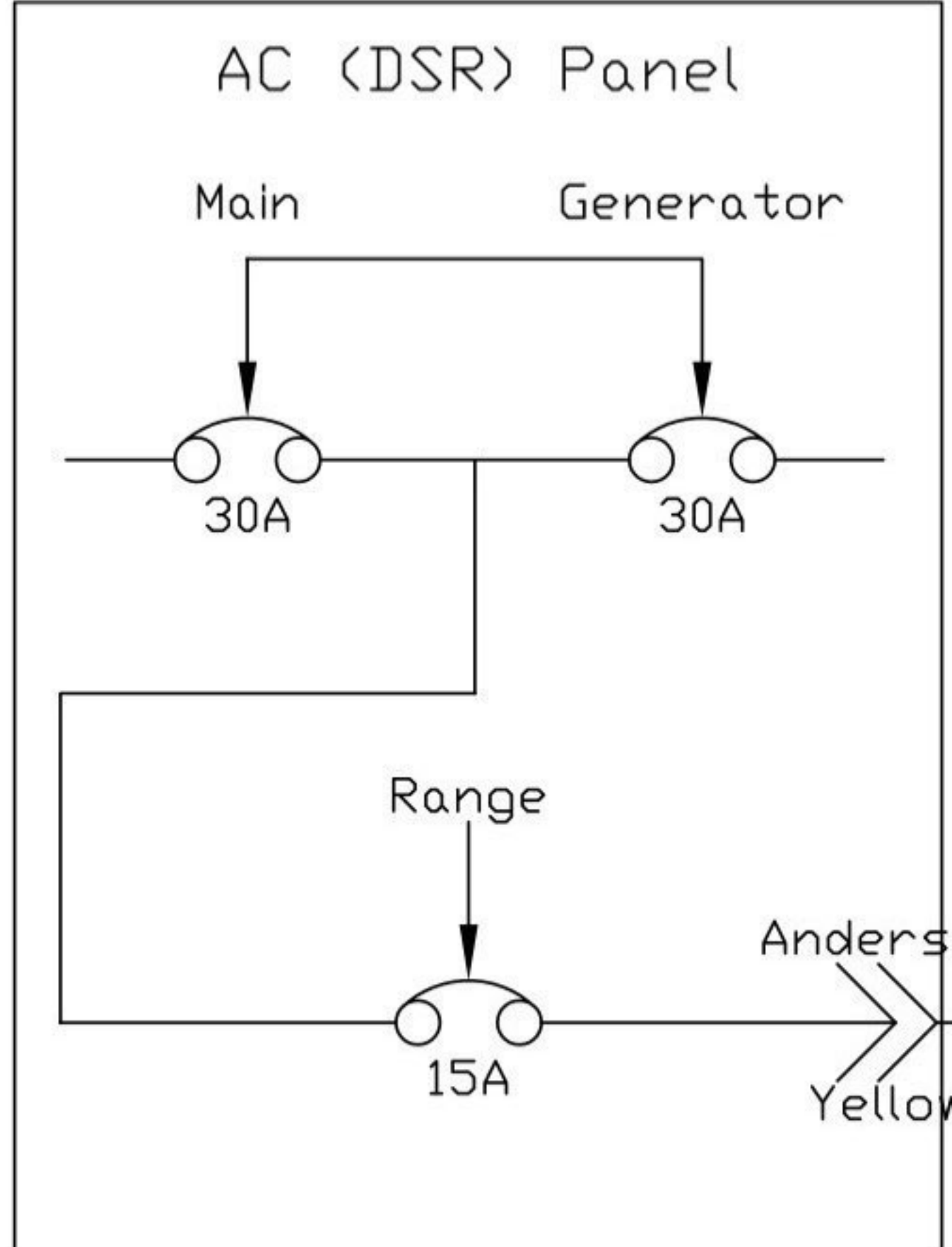
Title	Ice Maker
Drawing Number	342-2004-SDAC04
Sheet	1 of 1



Rinker
Time Well Spent

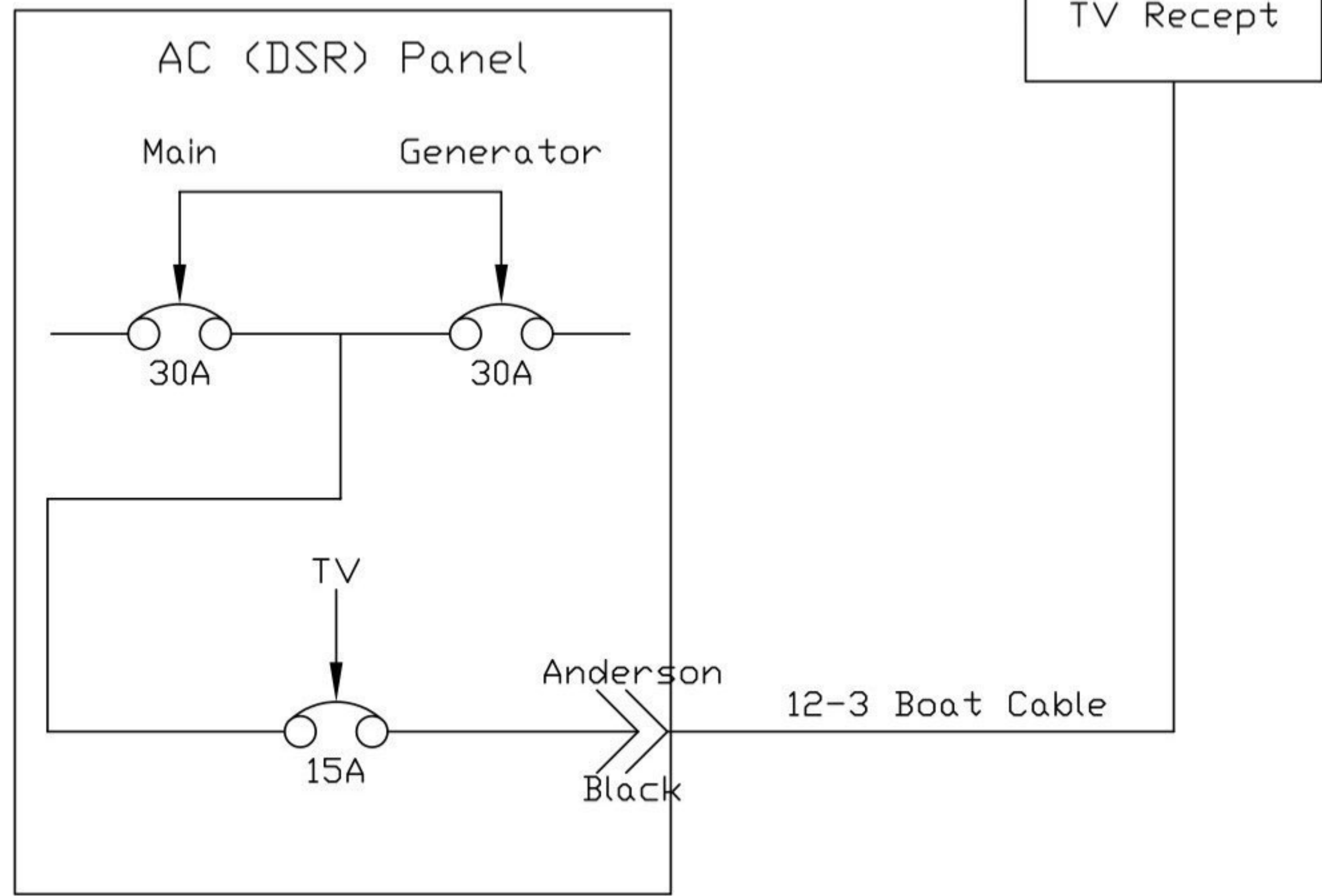


Rinker
Time Well Spent

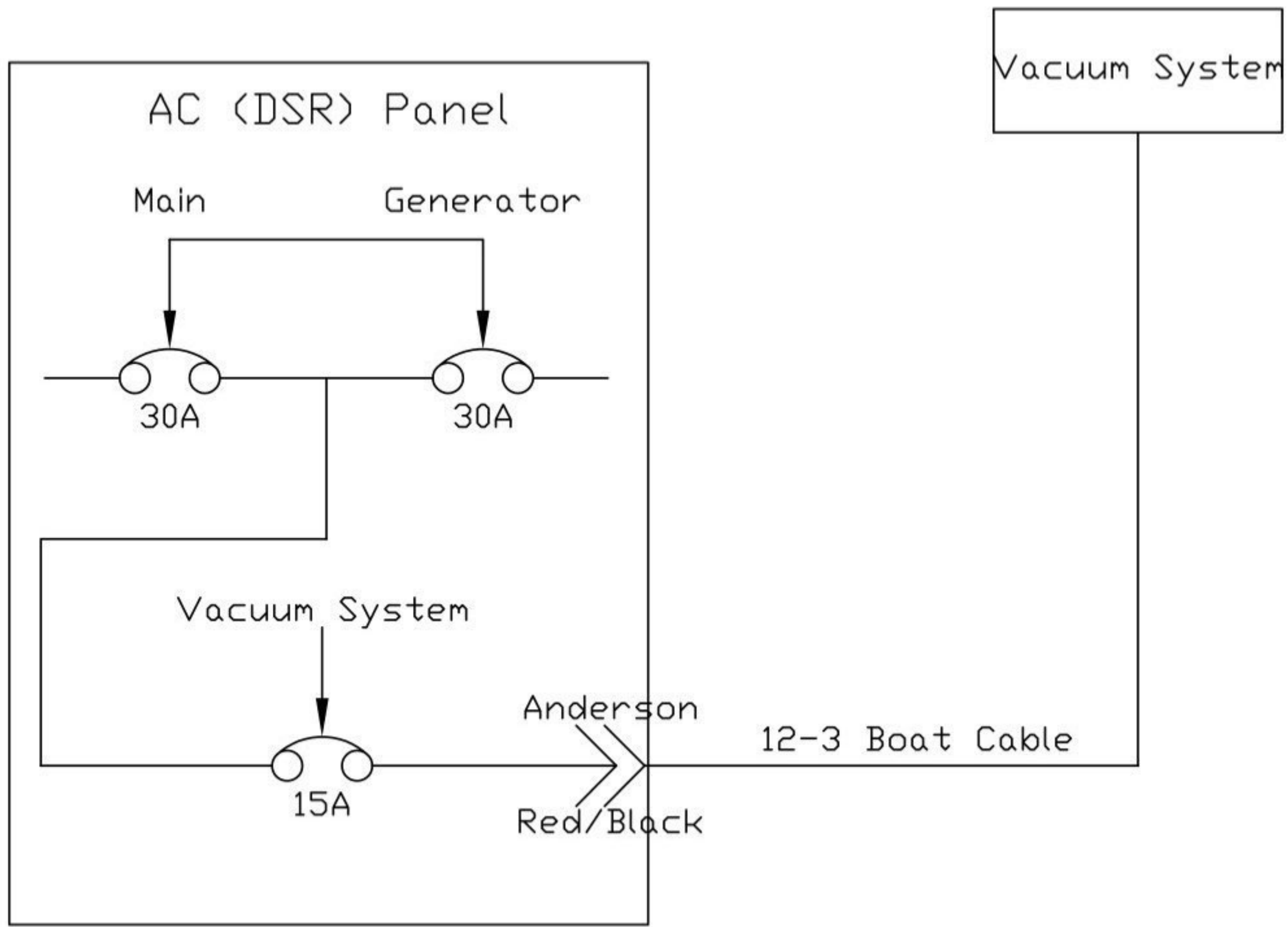


12-3 Boat Cable

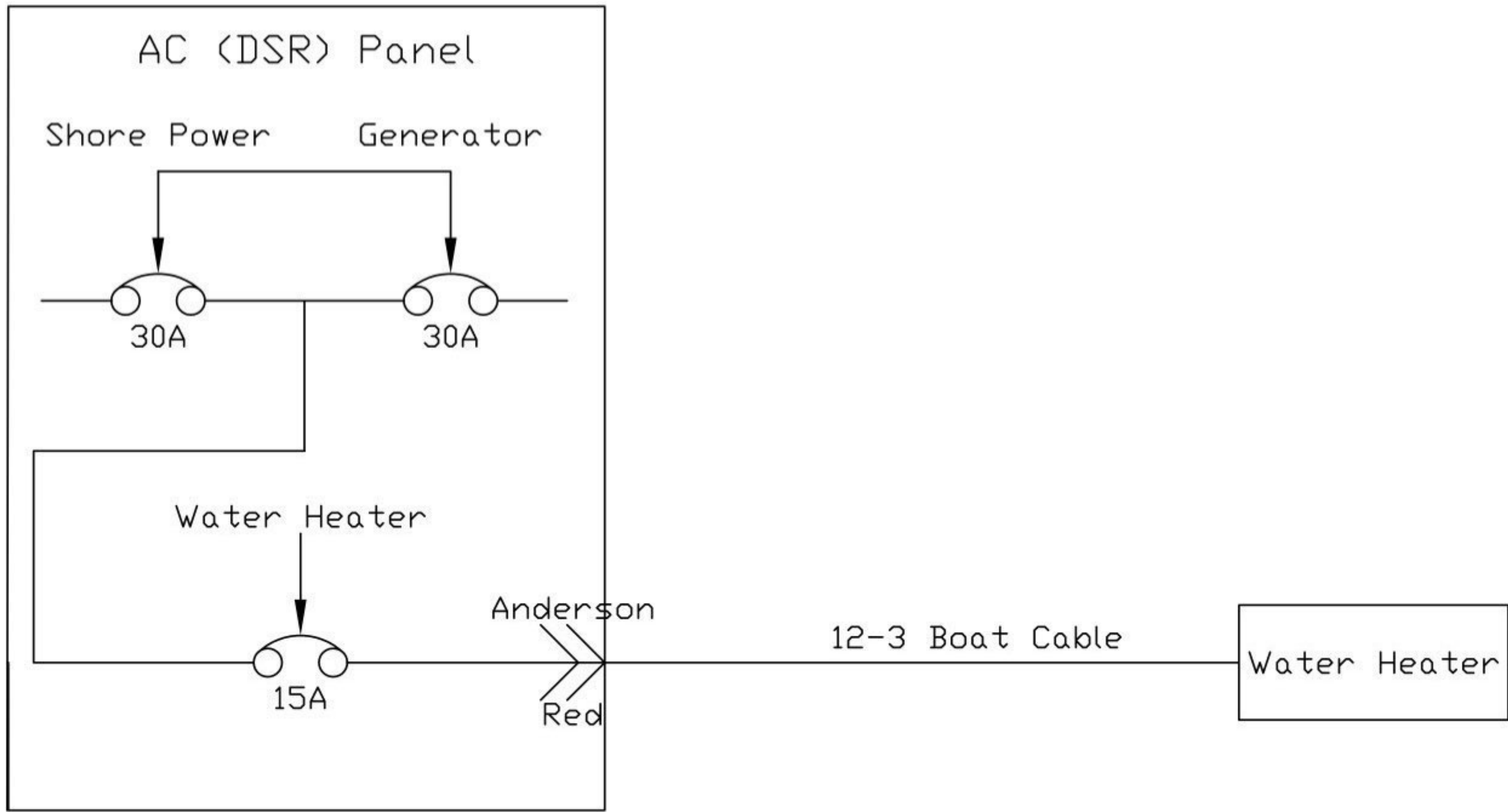
Rinker
Time Well Spent



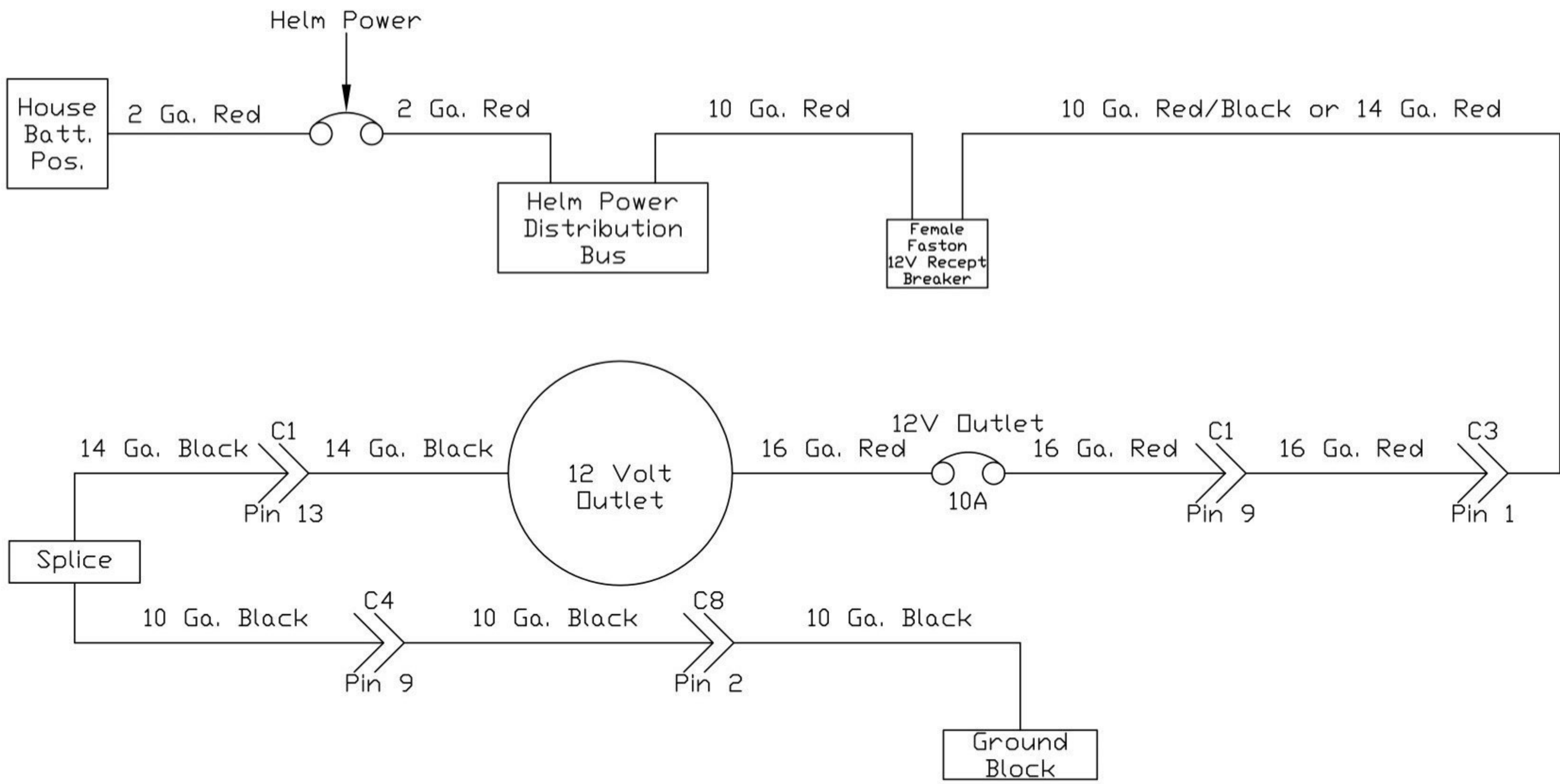
Rinker
Time Well Spent



Rinker
Time Well Spent


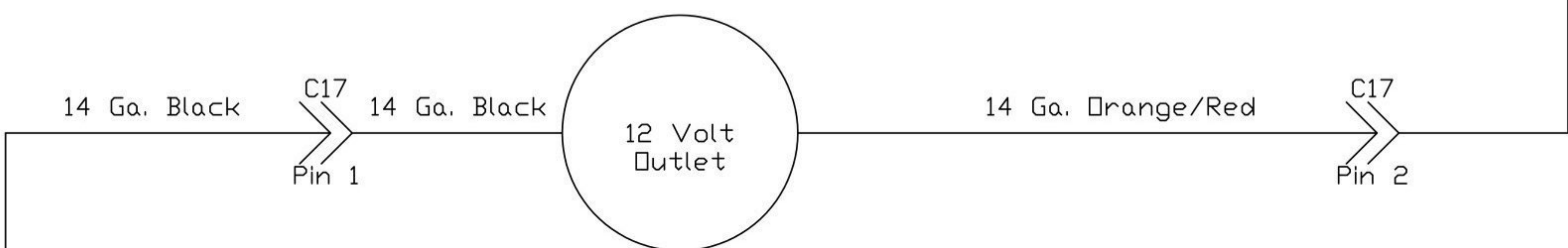
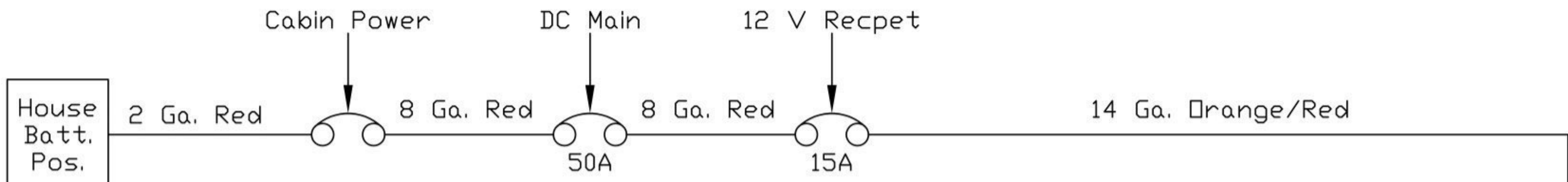


Rinker
Time Well Spent



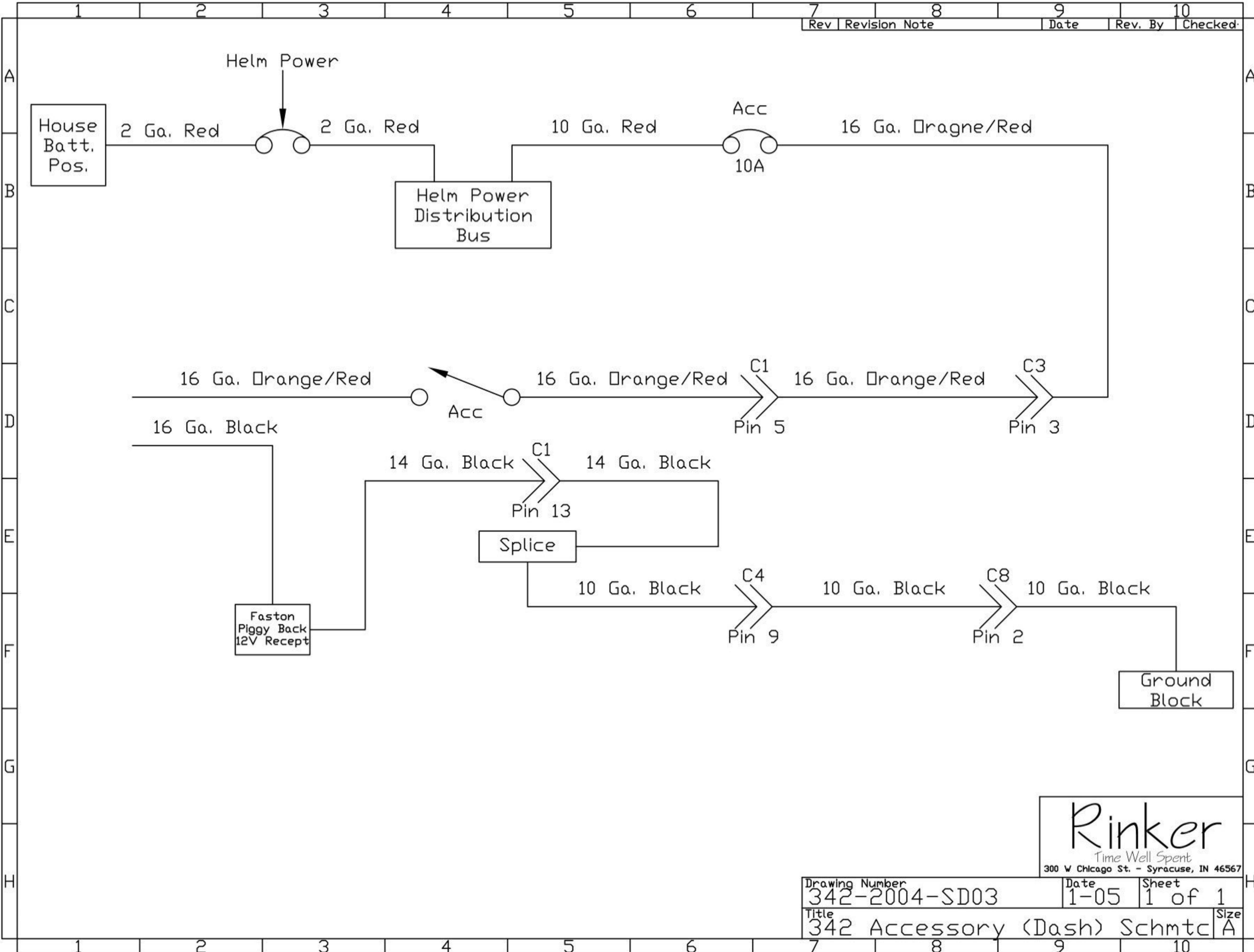
Rinker
Time Well Spent
 300 W Chicago St. - Syracuse, IN 46567

Drawing Number 342-2004-SD01	Date 1-05	Sheet 1 of 1
Title 342 12V recept dash		Size A



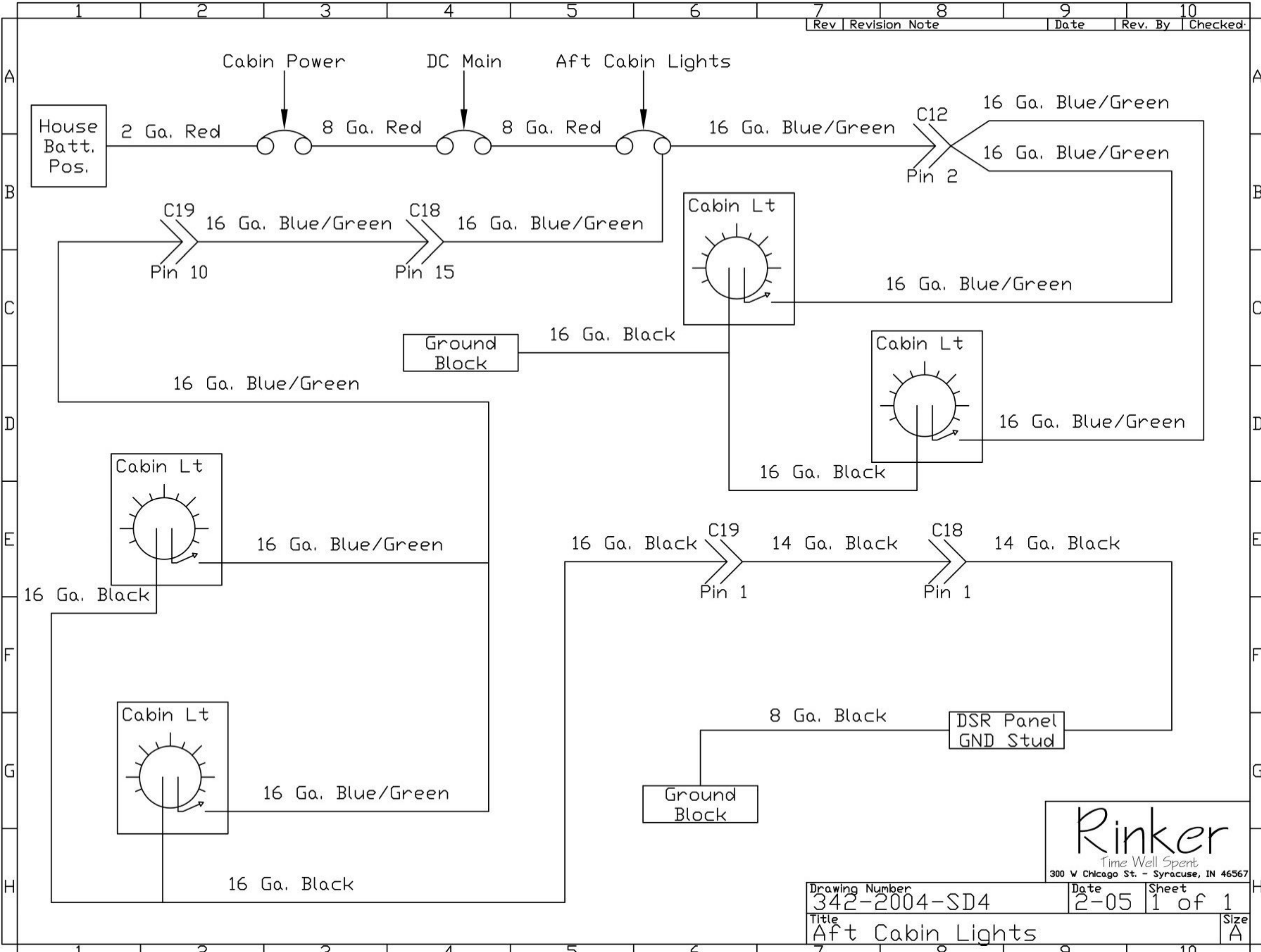
Rinker
 Time Well Spent
 300 W Chicago St. - Syracuse, IN 46567

Drawing Number	Date	Sheet
342-2004-SD02	1-05	1 of 1
Title	Size	
342 12V Recept(DSR) Schmtc	A	



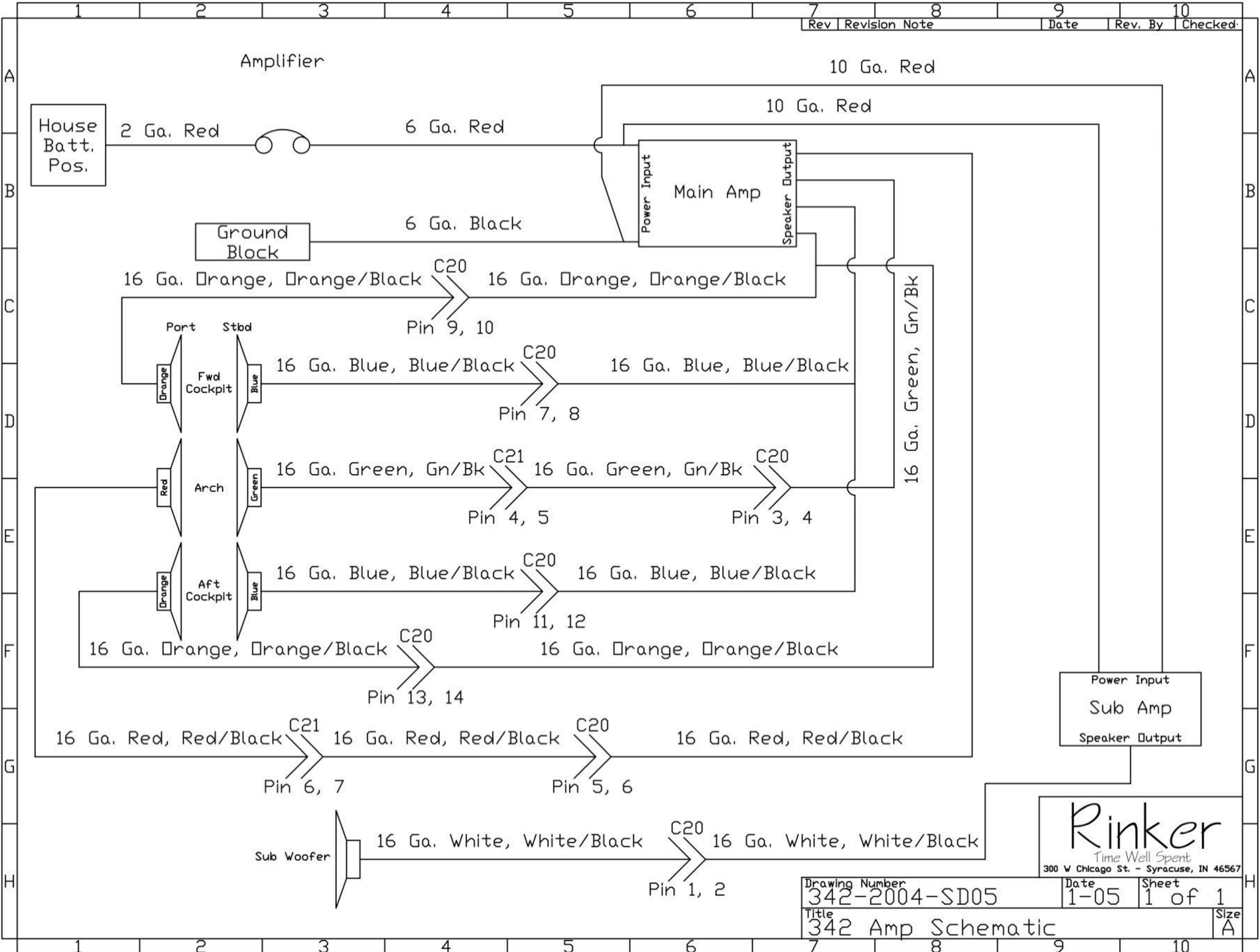
Rinker
Time Well Spent
 300 W Chicago St. - Syracuse, IN 46567

Drawing Number	Date	Sheet
342-2004-SD03	1-05	1 of 1
Title	Size	
342 Accessory (Dash) Schmtc	A	



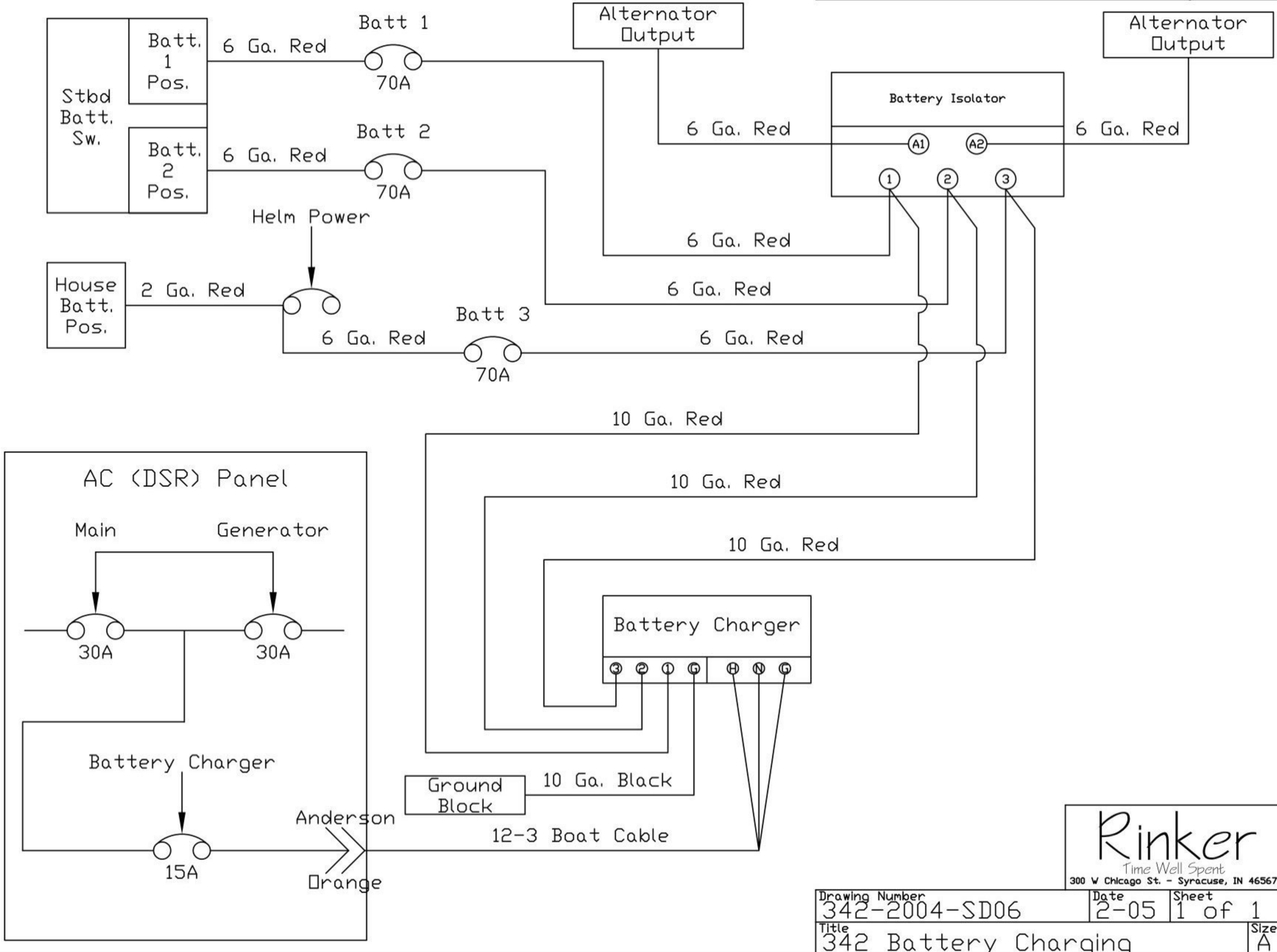
Rinker
Time Well Spent
 300 W Chicago St. - Syracuse, IN 46567

Drawing Number 342-2004-SD4	Date 2-05	Sheet 1 of 1
Title Aft Cabin Lights	Size A	



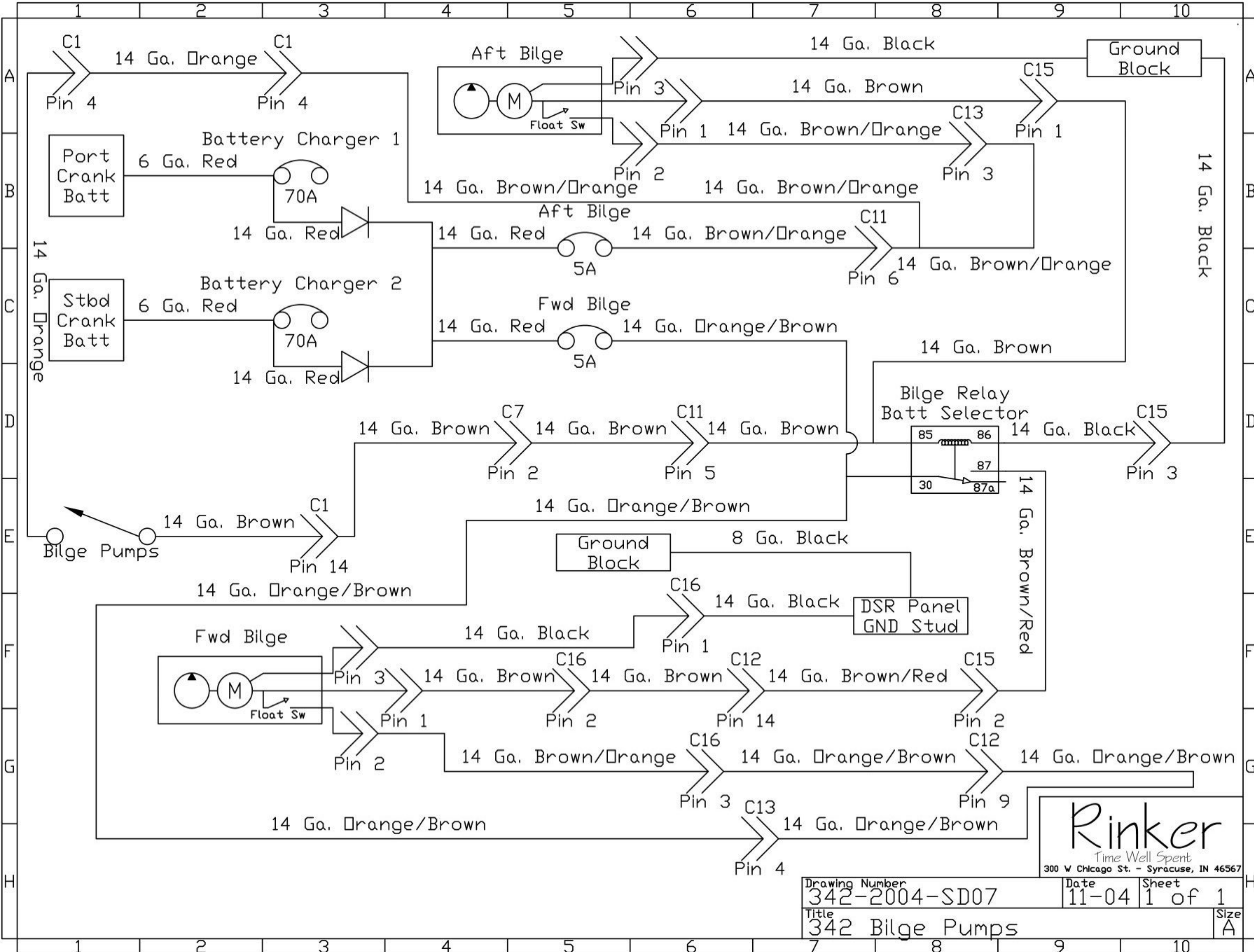
Rinker
 Time Well Spent
 300 W Chicago St. - Syracuse, IN 46567

Drawing Number	Date	Sheet	Size
342-2004-SD05	1-05	1 of 1	A
Title			
342 Amp Schematic			



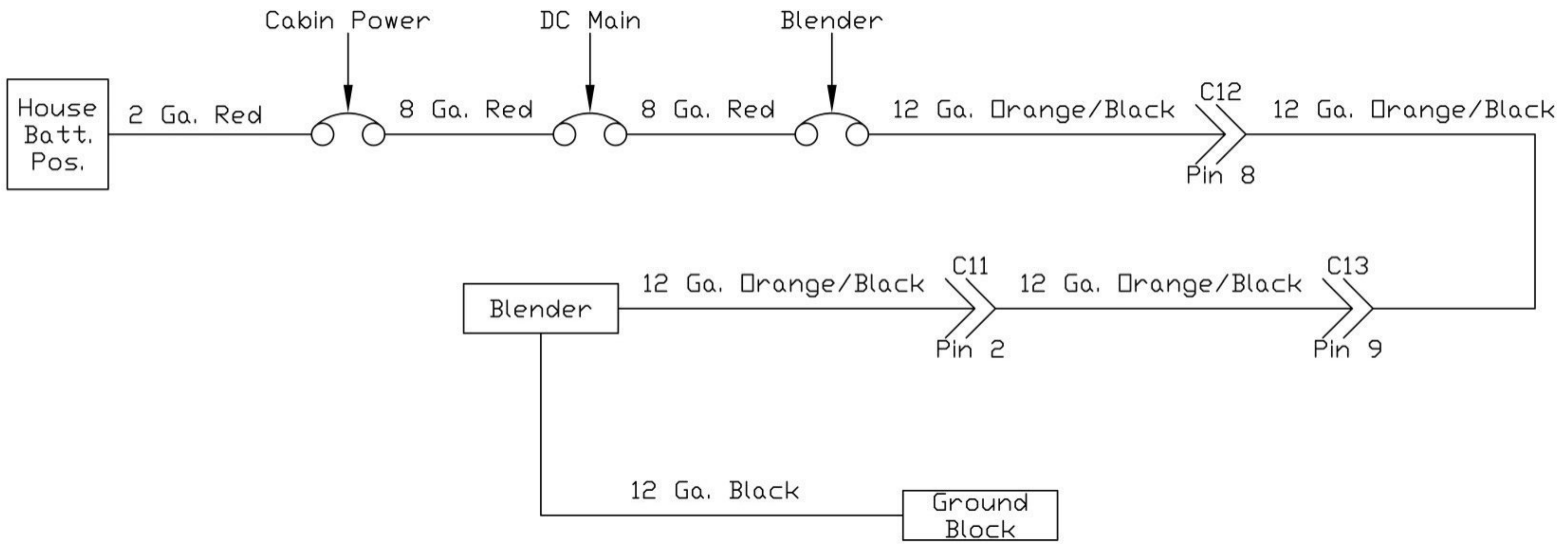
Rinker
 Time Well Spent
 300 W Chicago St. - Syracuse, IN 46567

Drawing Number 342-2004-SD06	Date 2-05	Sheet 1 of 1
Title 342 Battery Charging	Size A	



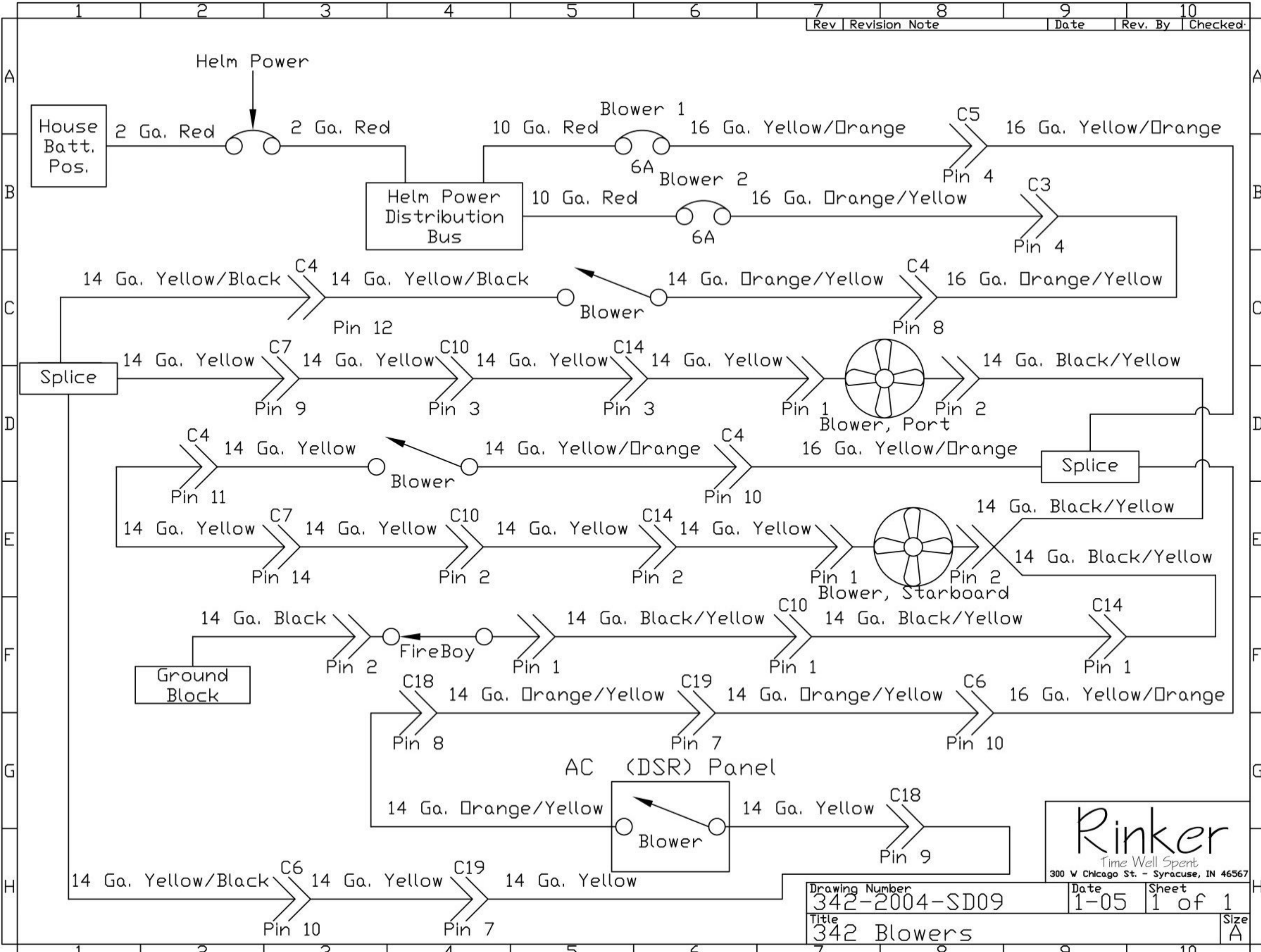
Rinker
 Time Well Spent
 300 W Chicago St. - Syracuse, IN 46567

Drawing Number	Date	Sheet
342-2004-SD07	11-04	1 of 1
Title	Size	
342 Bilge Pumps	A	



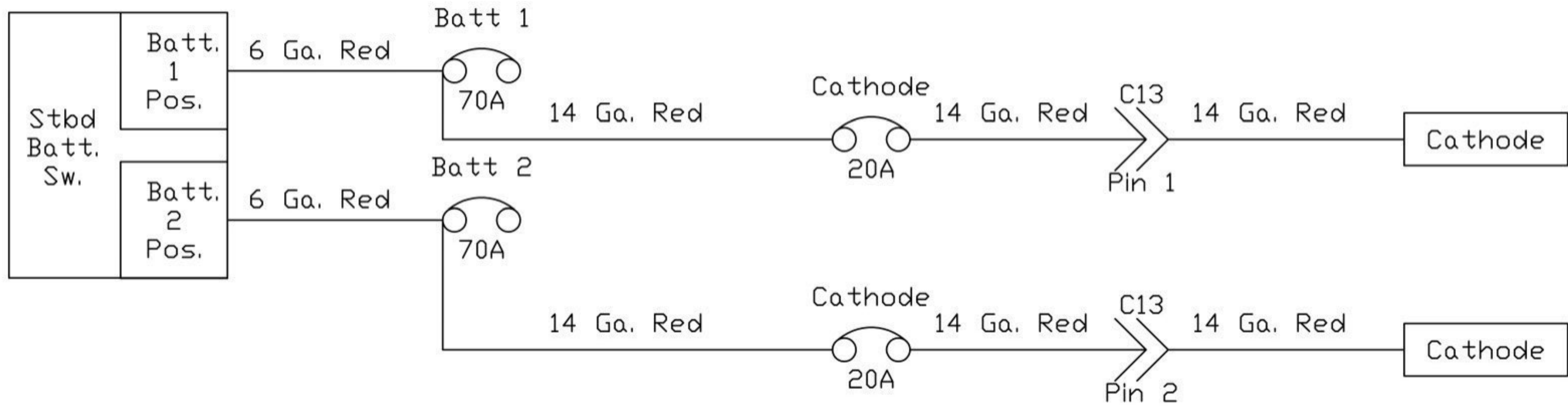
Rinker
Time Well Spent
 300 W Chicago St. - Syracuse, IN 46567

Drawing Number 342-2004-SD08	Date 1-05	Sheet 1 of 1	Size A
Title 342 Blender			Size A



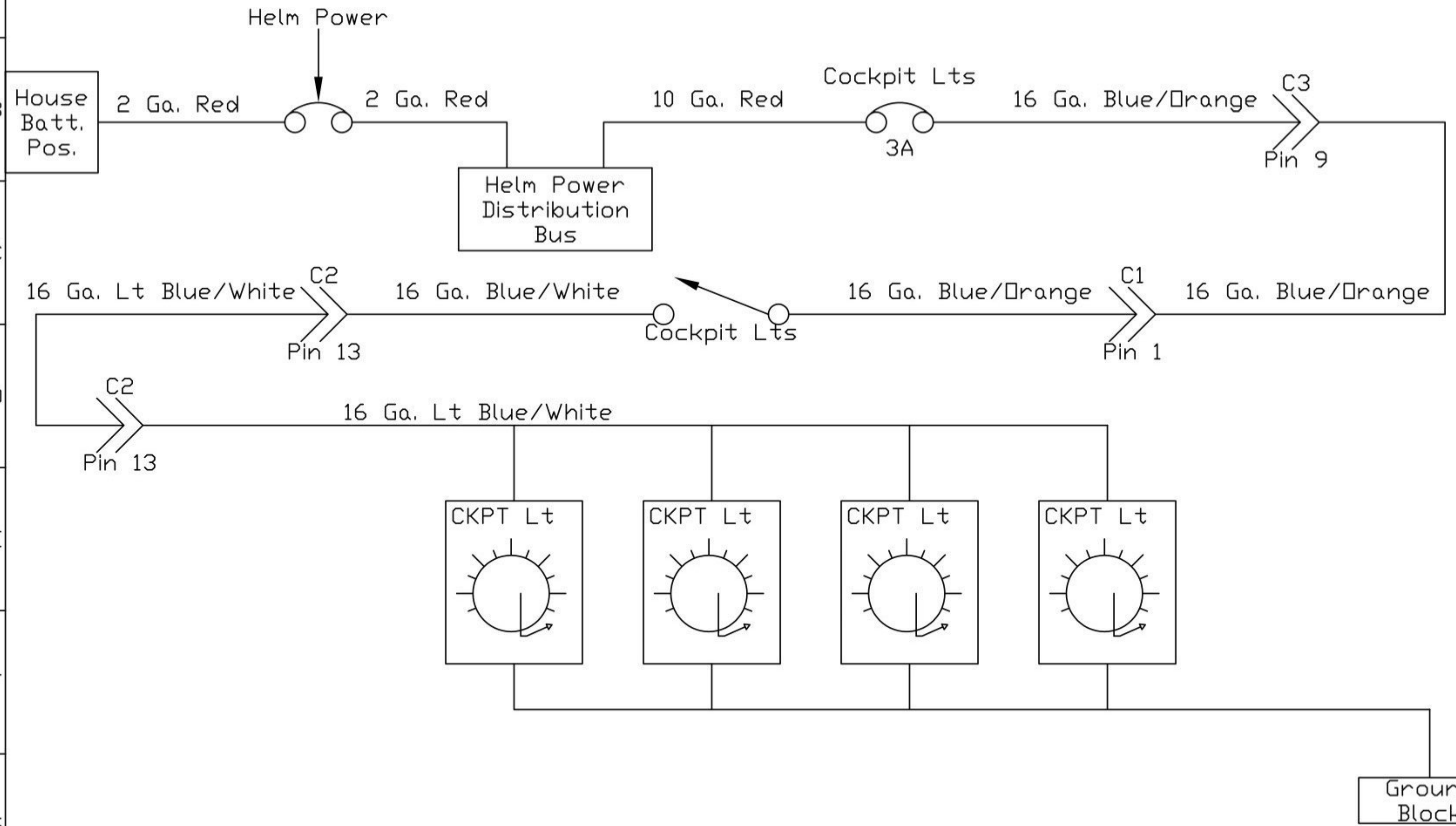
Rinker
Time Well Spent
 300 W Chicago St. - Syracuse, IN 46567

Drawing Number	Date	Sheet	Size
342-2004-SD09	1-05	1 of 1	A
Title			
342 Blowers			



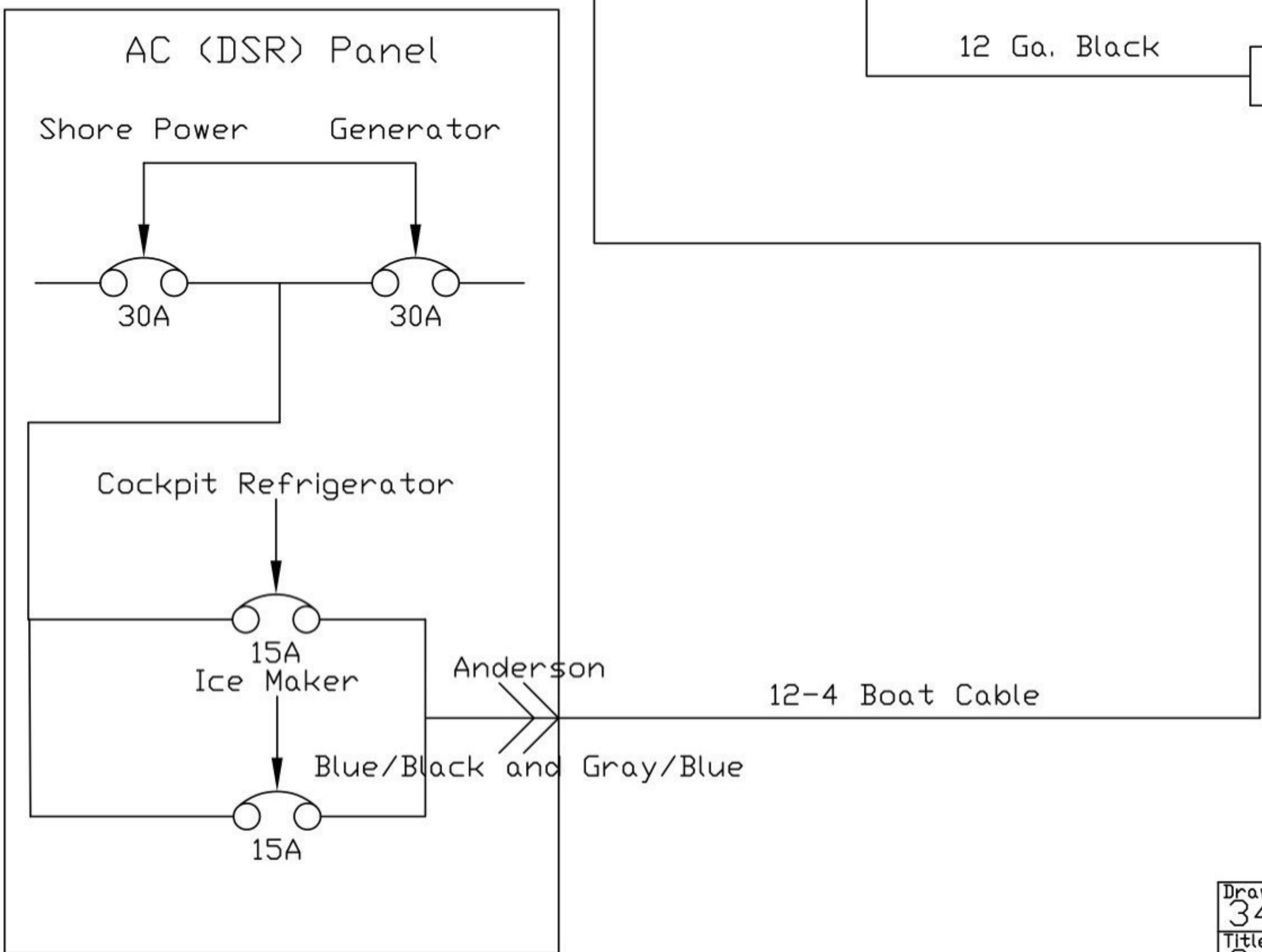
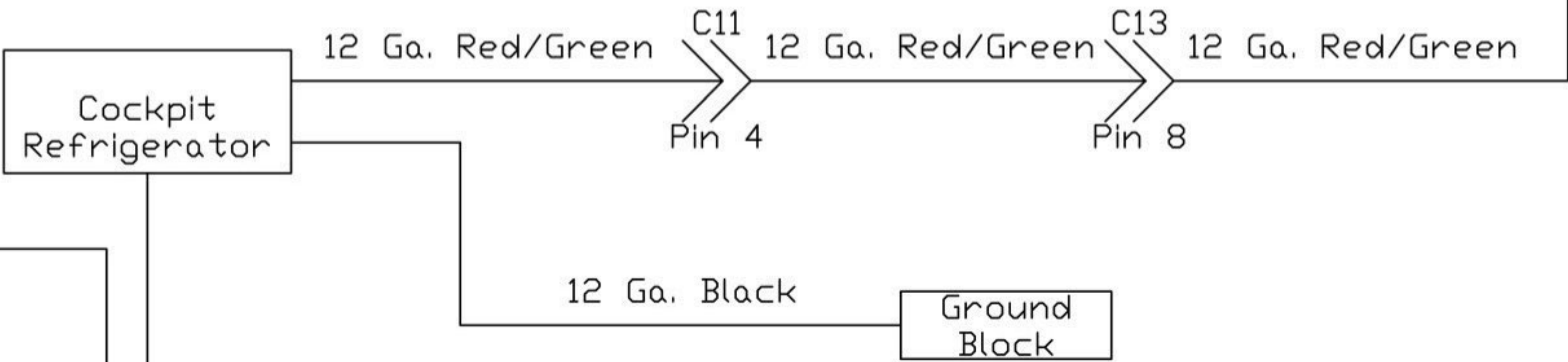
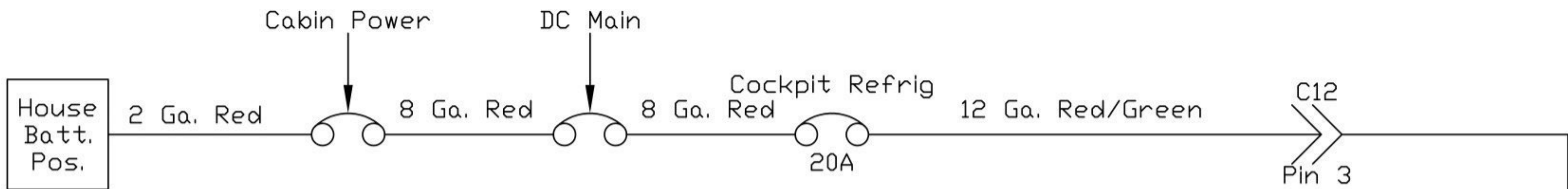
Rinker
Time Well Spent
 300 W Chicago St. - Syracuse, IN 46567

Drawing Number 342-2004-SD10	Date 1-05	Sheet 1 of 1	Title 342 Cathodes	Size A
---------------------------------	--------------	-----------------	-----------------------	-----------



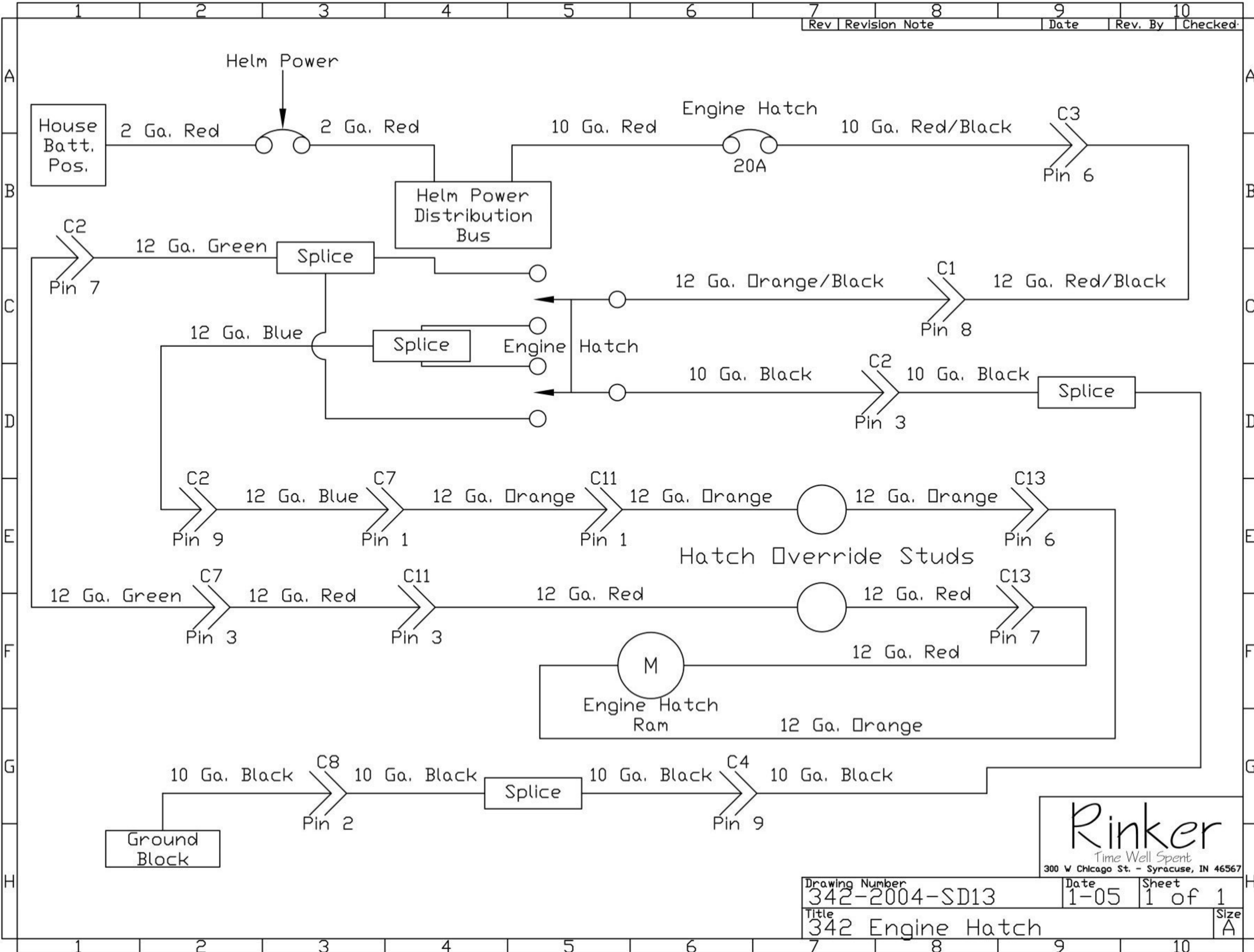
Rinker
Time Well Spent

Title	Cockpit Lights
Drawing Number	342-2004-SD11
Sheet	1 of 1



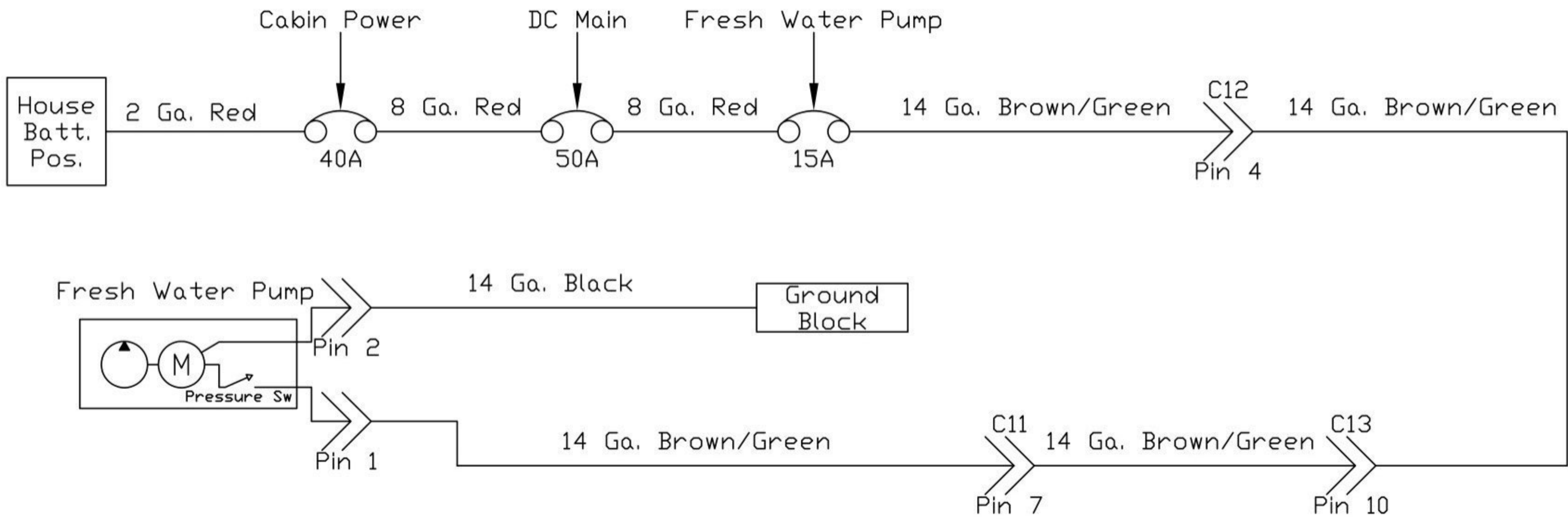
Rinker
 Time Well Spent
 300 W Chicago St. - Syracuse, IN 46567

Drawing Number	Date	Sheet	Size
342-2004-SD12	1-05	1 of 1	A
Title			
342 Cockpit Refrigerator			



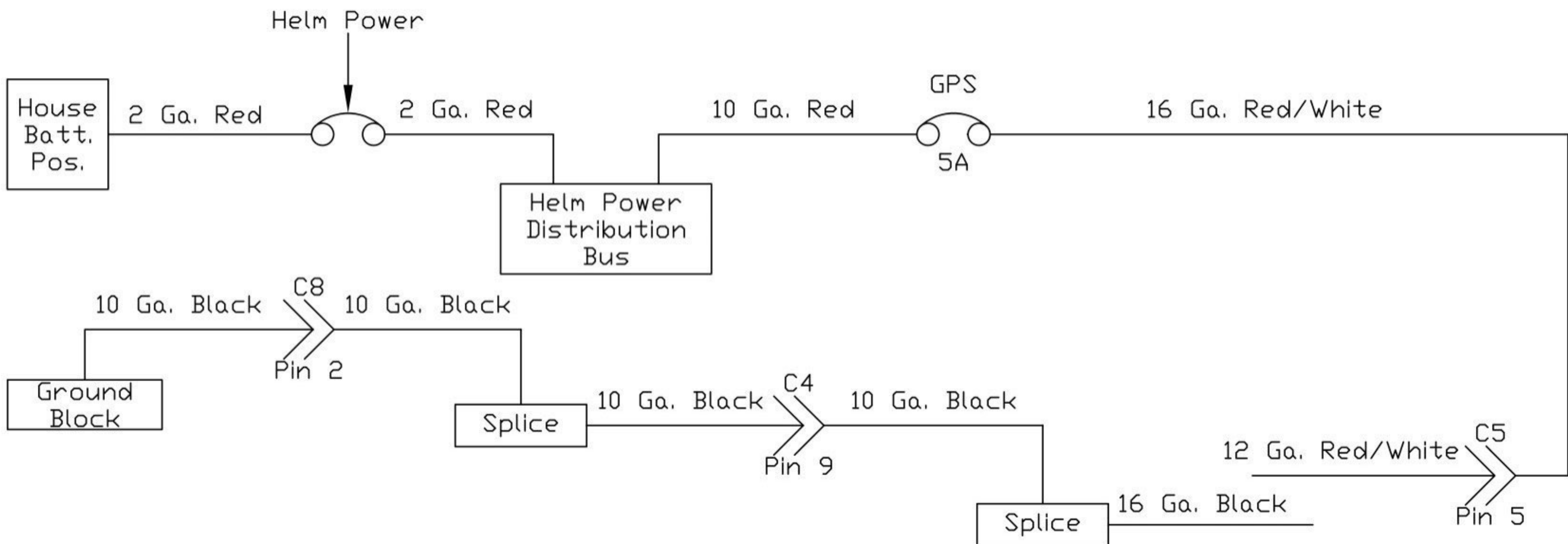
Rinker
 Time Well Spent
 300 W Chicago St. - Syracuse, IN 46567

Drawing Number 342-2004-SD13	Date 1-05	Sheet 1 of 1
Title 342 Engine Hatch	Size A	



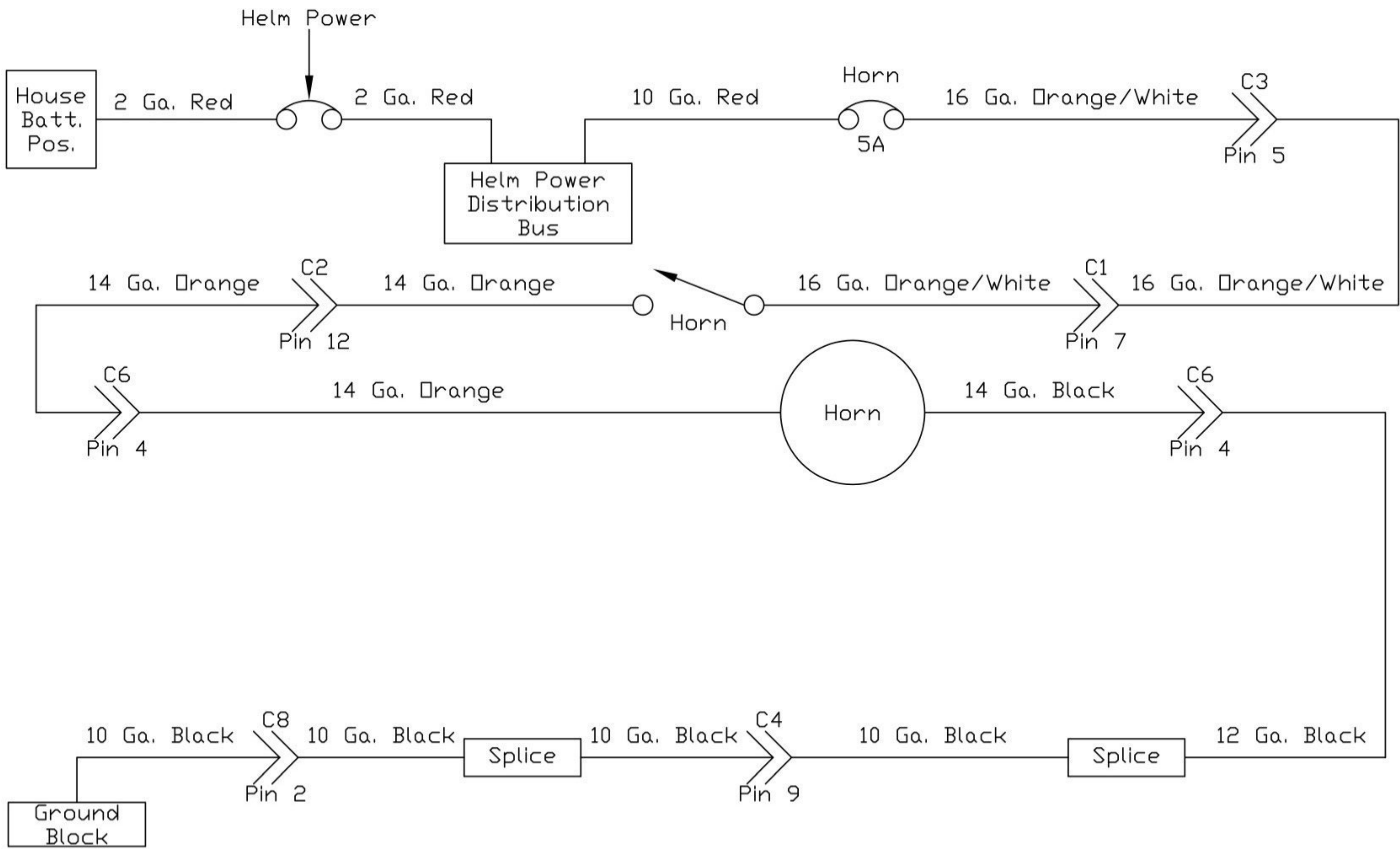
Rinker
Time Well Spent
 300 W Chicago St. - Syracuse, IN 46567

Drawing Number 342-2004-SD14	Date 2-05	Sheet 1 of 1	Size A
Title 342 Fresh Water Pump			Size A



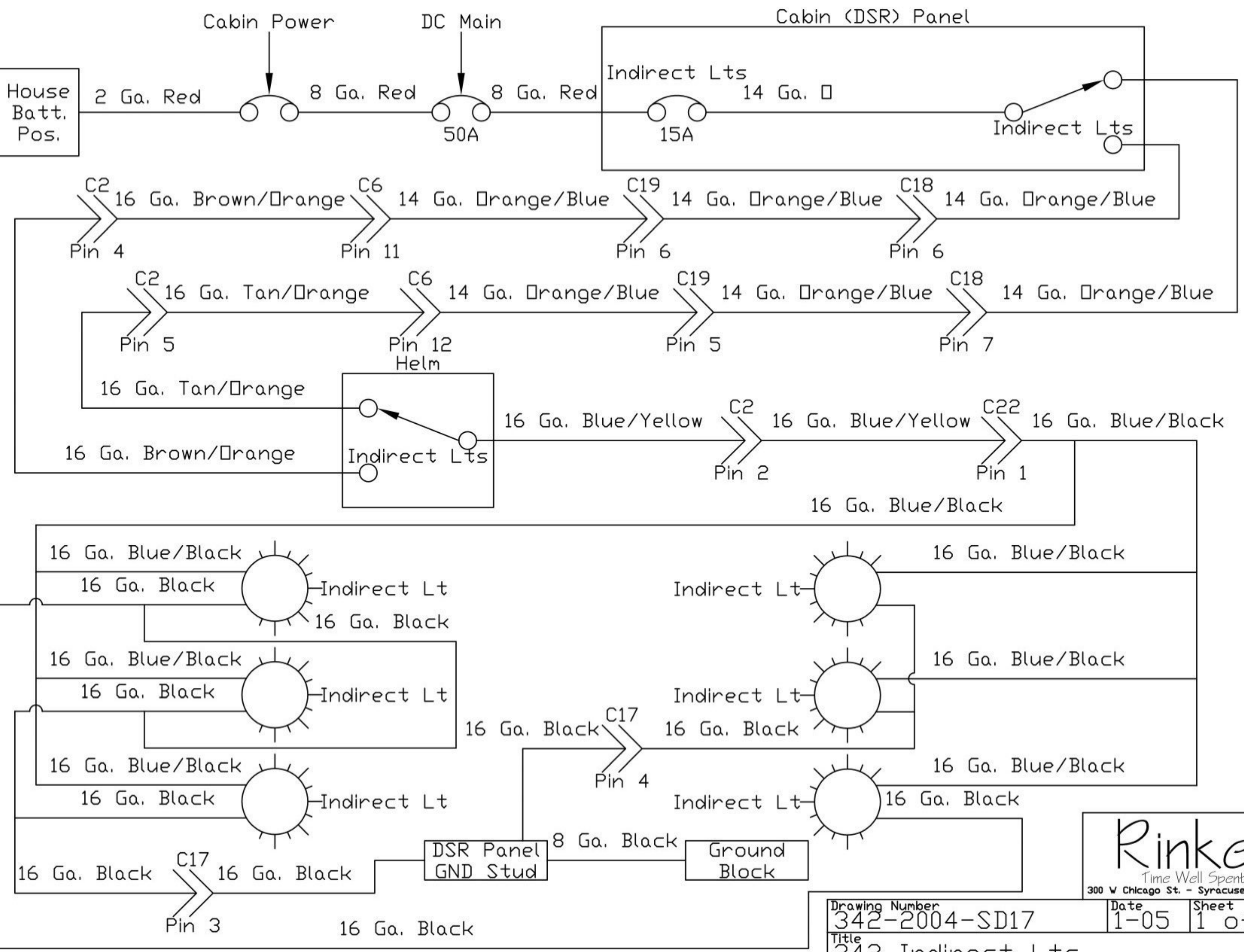
Rinker
Time Well Spent
 300 W Chicago St. - Syracuse, IN 46567

Drawing Number	Date	Sheet	Size
342-2004-SD15	2-05	1 of 1	A
Title			
GPS			



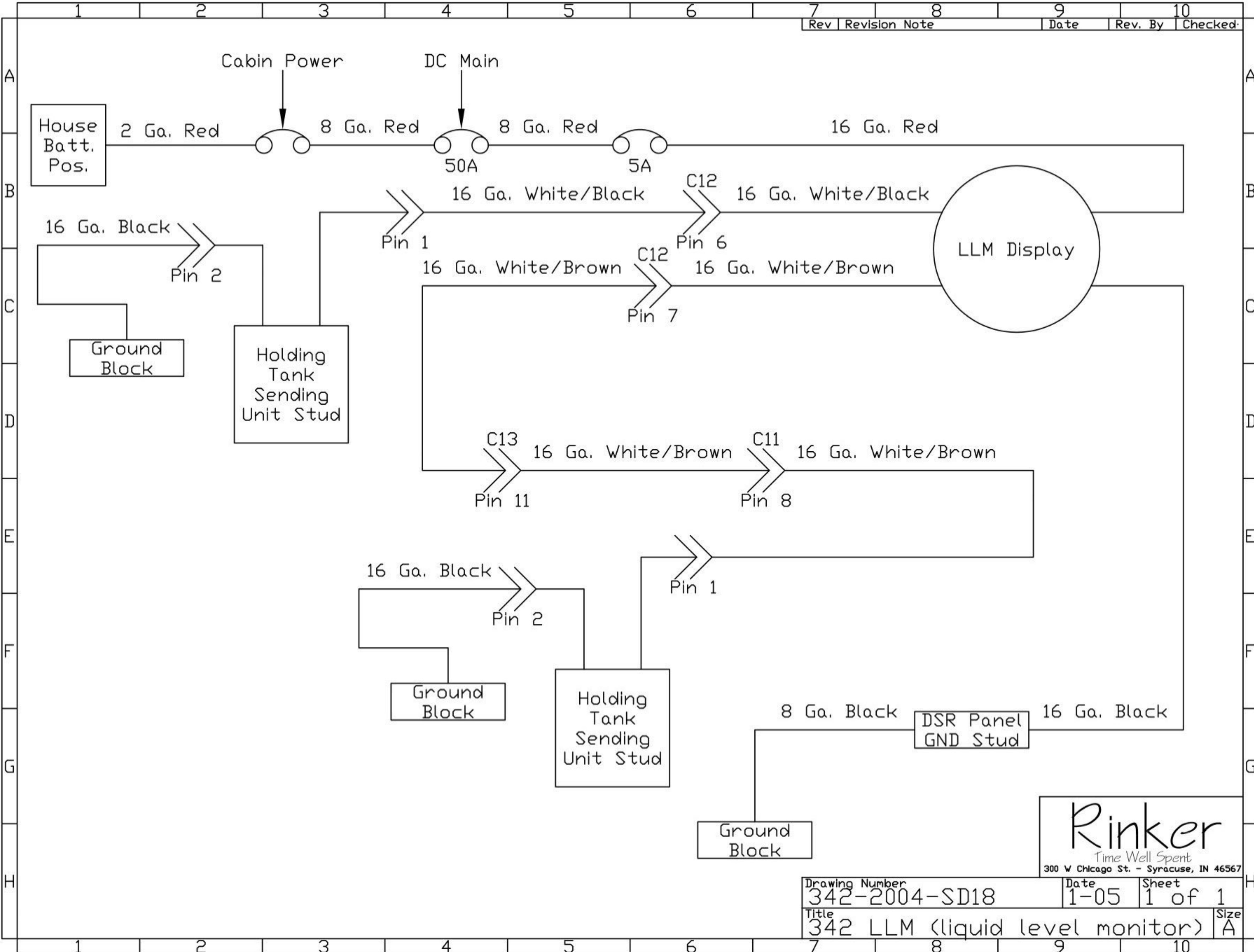
Rinker
Time Well Spent
 300 W Chicago St. - Syracuse, IN 46567

Drawing Number 342-2004-SD16	Date 1-05	Sheet 1 of 1	Size A
Title 342 horn			



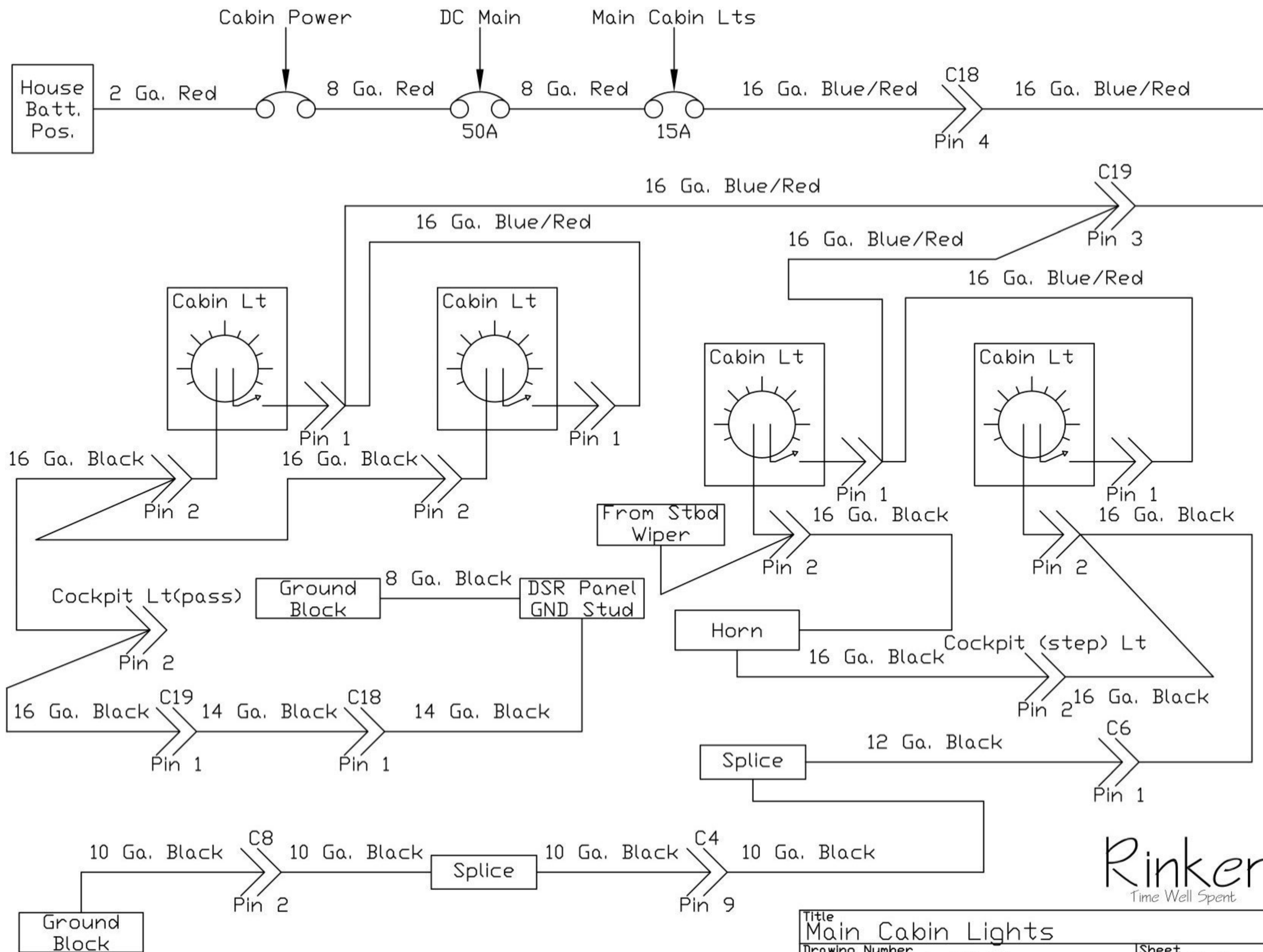
Rinker
 Time Well Spent
 300 W Chicago St. - Syracuse, IN 46567

Drawing Number	Date	Sheet	Size
342-2004-SD17	1-05	1 of 1	A
Title			
342 Indirect Lts			

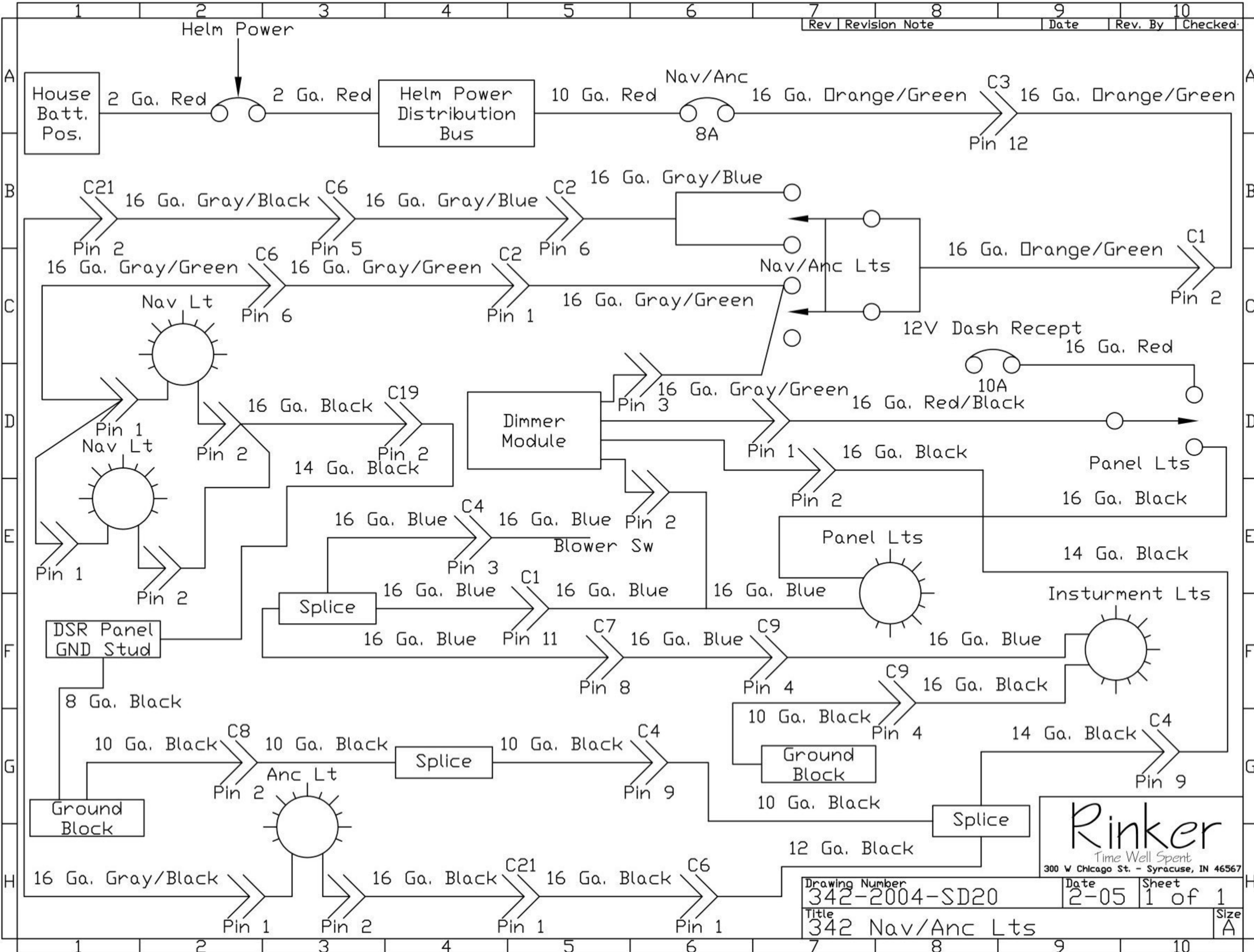


Rinker
 Time Well Spent
 300 W Chicago St. - Syracuse, IN 46567

Drawing Number	Date	Sheet
342-2004-SD18	1-05	1 of 1
Title	Size	
342 LLM (liquid level monitor)	A	



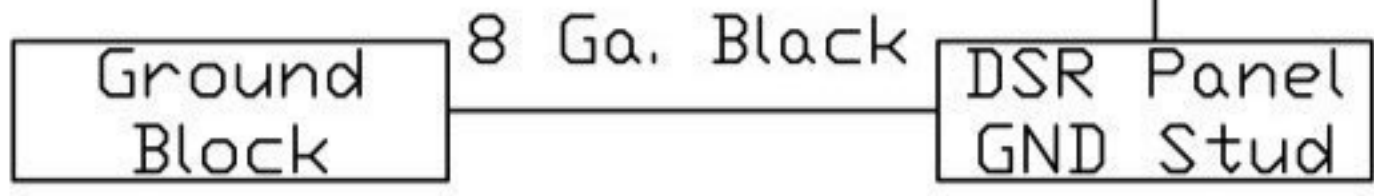
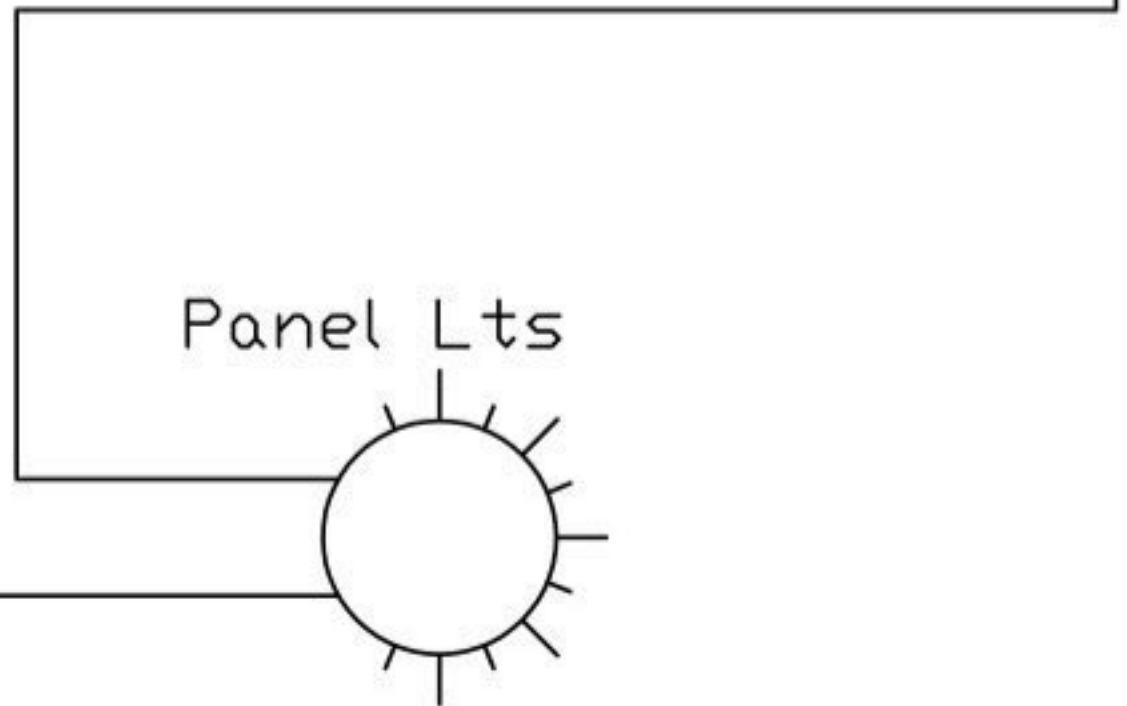
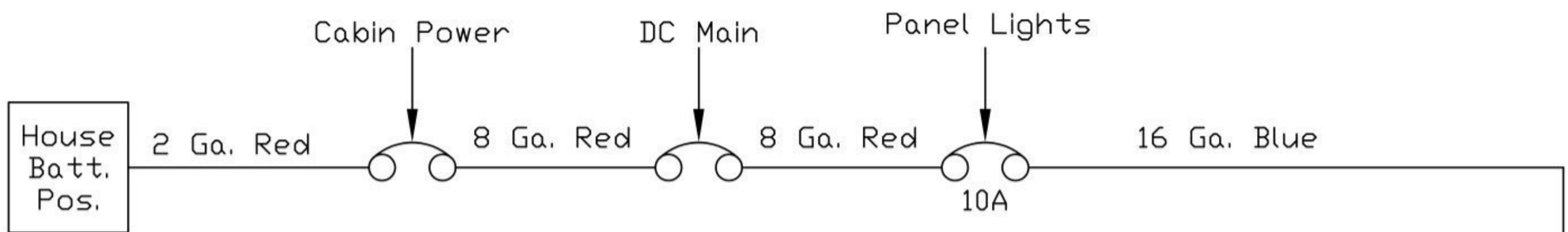
Rinker
Time Well Spent



Rev	Revision Note	Date	Rev. By	Checked

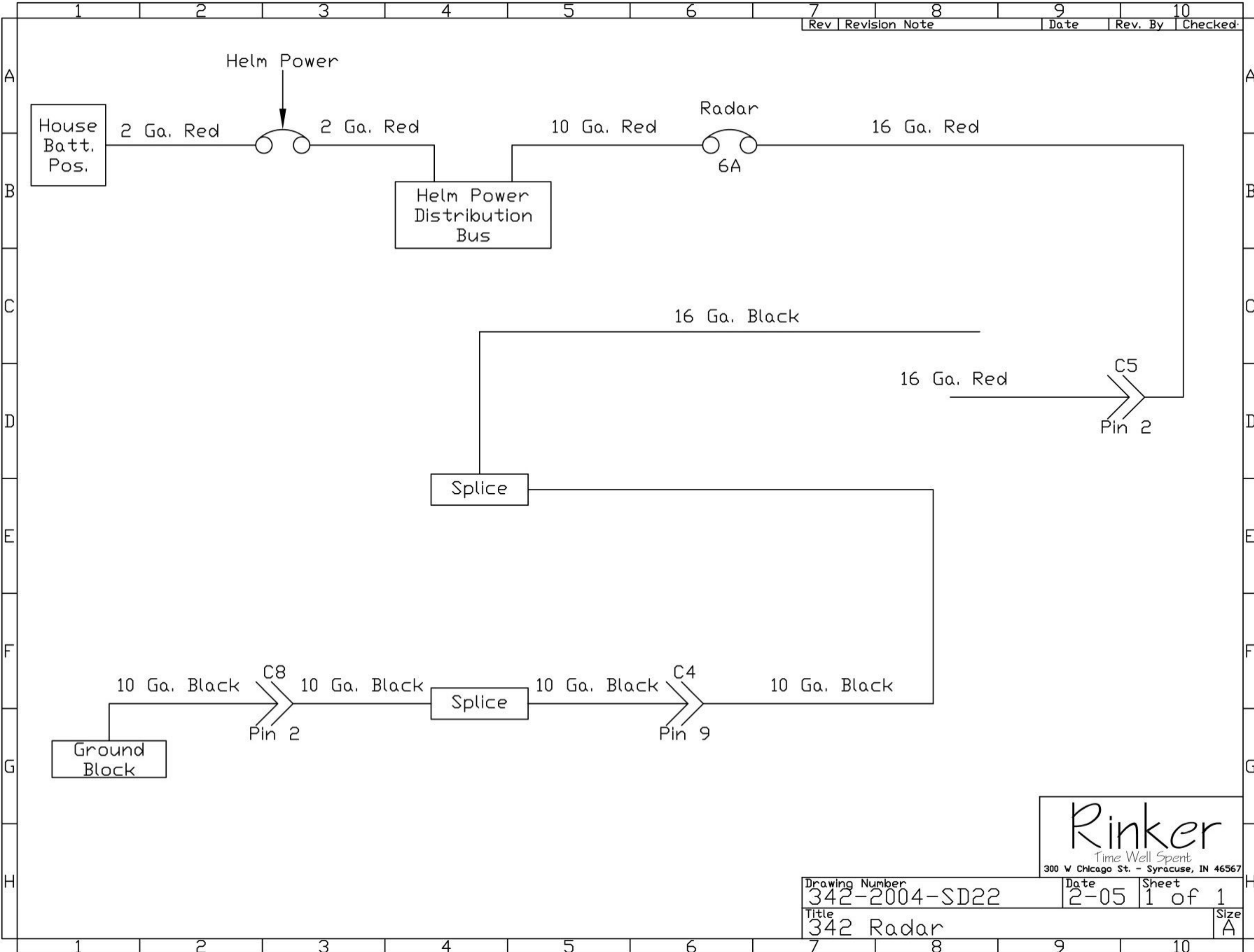
Rinker
 Time Well Spent
 300 W Chicago St. - Syracuse, IN 46567

Drawing Number 342-2004-SD20	Date 2-05	Sheet 1 of 1	Size A
Title 342 Nav/Anc Lts			



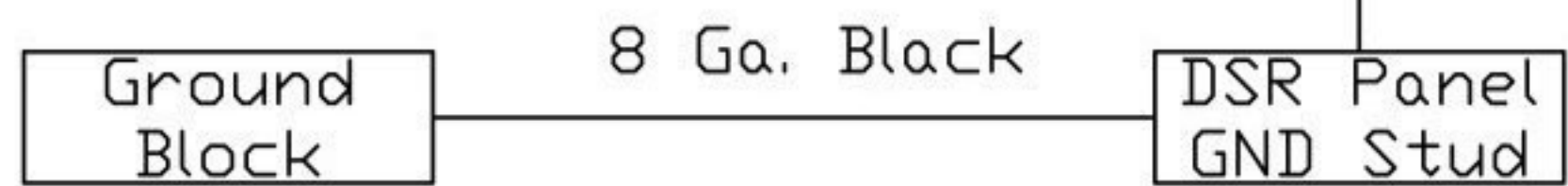
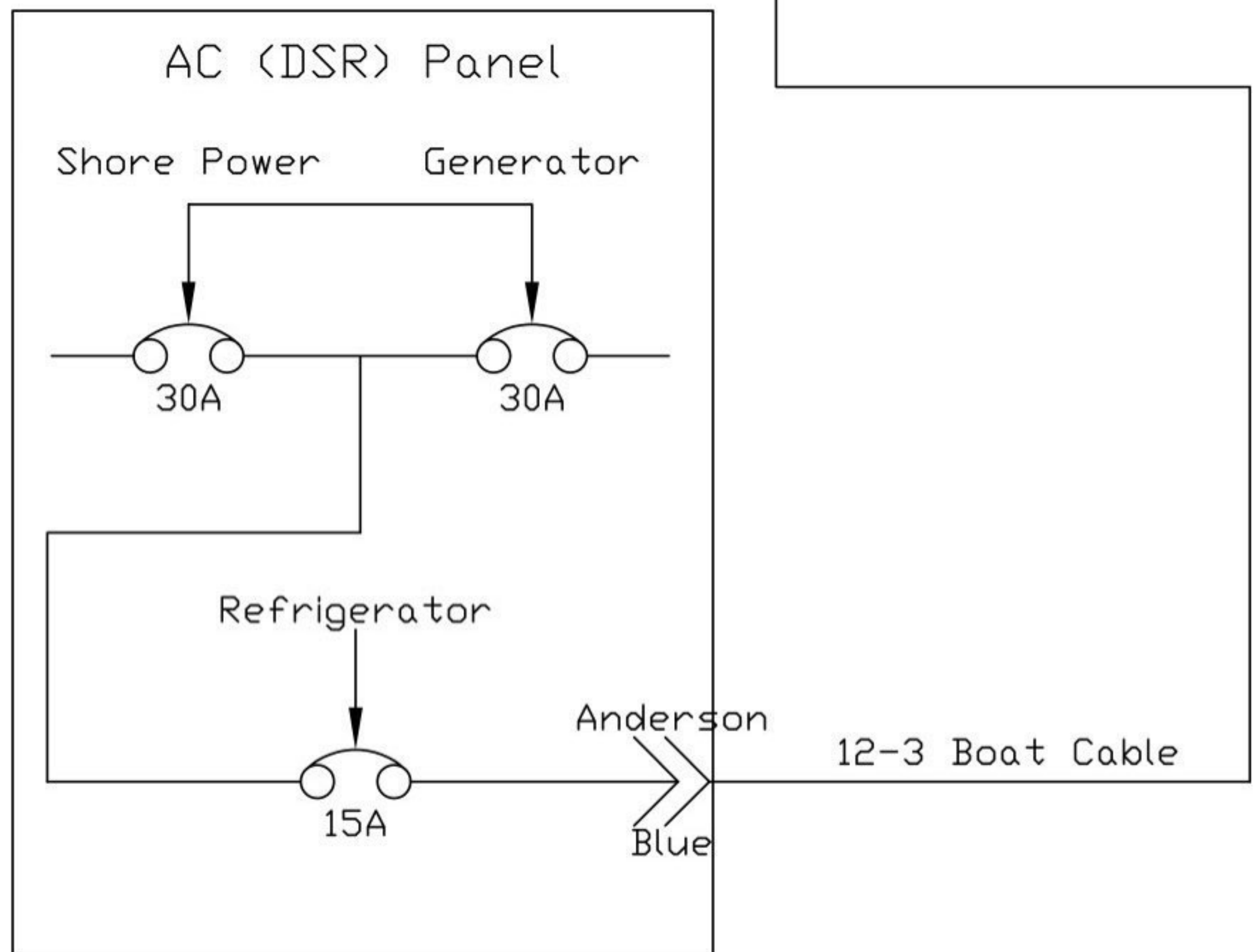
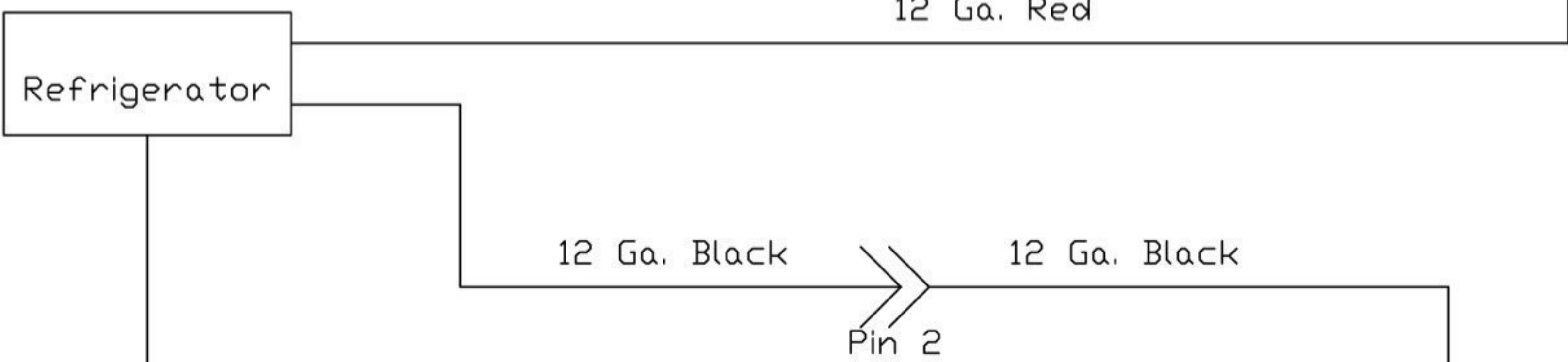
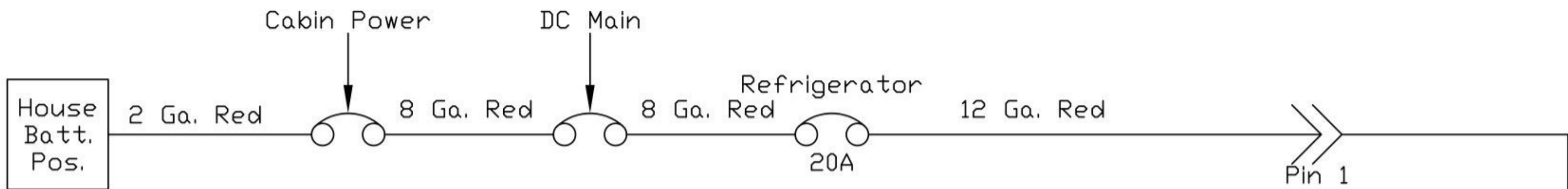
Rinker
Time Well Spent
 300 W Chicago St. - Syracuse, IN 46567

Drawing Number	Date	Sheet	Size
342-2004-SD21	2-05	1 of 1	A
Title			
342 Panel Lights (DSR)			



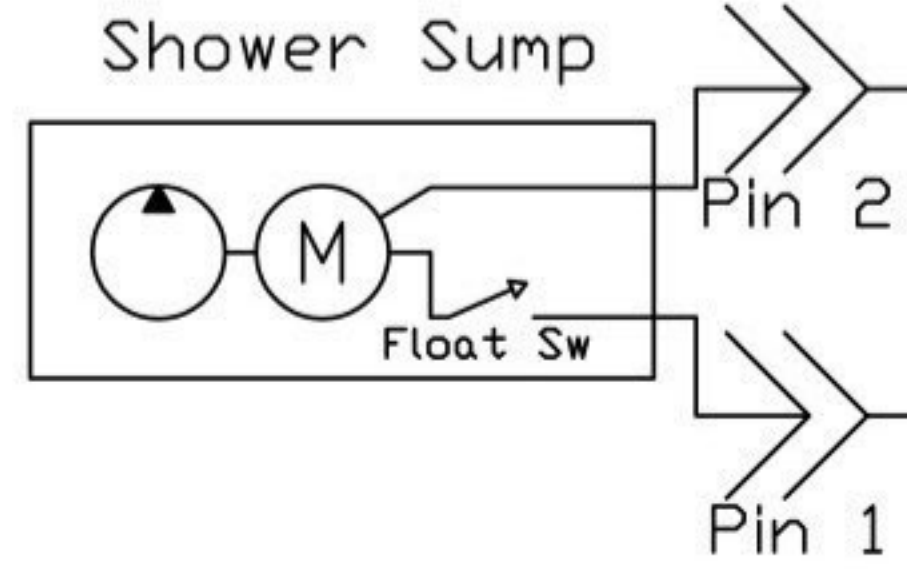
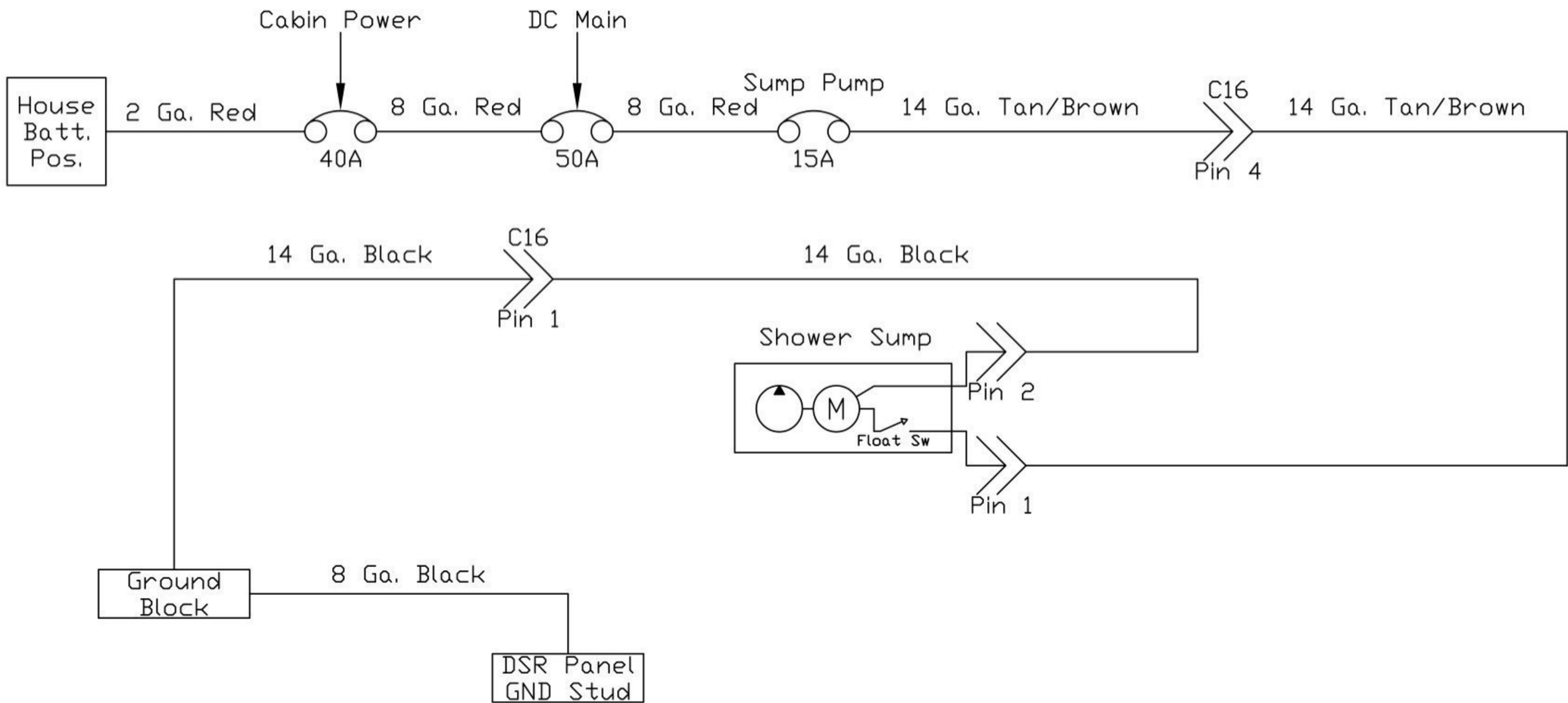
Rinker
Time Well Spent
 300 W Chicago St. - Syracuse, IN 46567

Drawing Number 342-2004-SD22	Date 2-05	Sheet 1 of 1	Size A
Title 342 Radar			



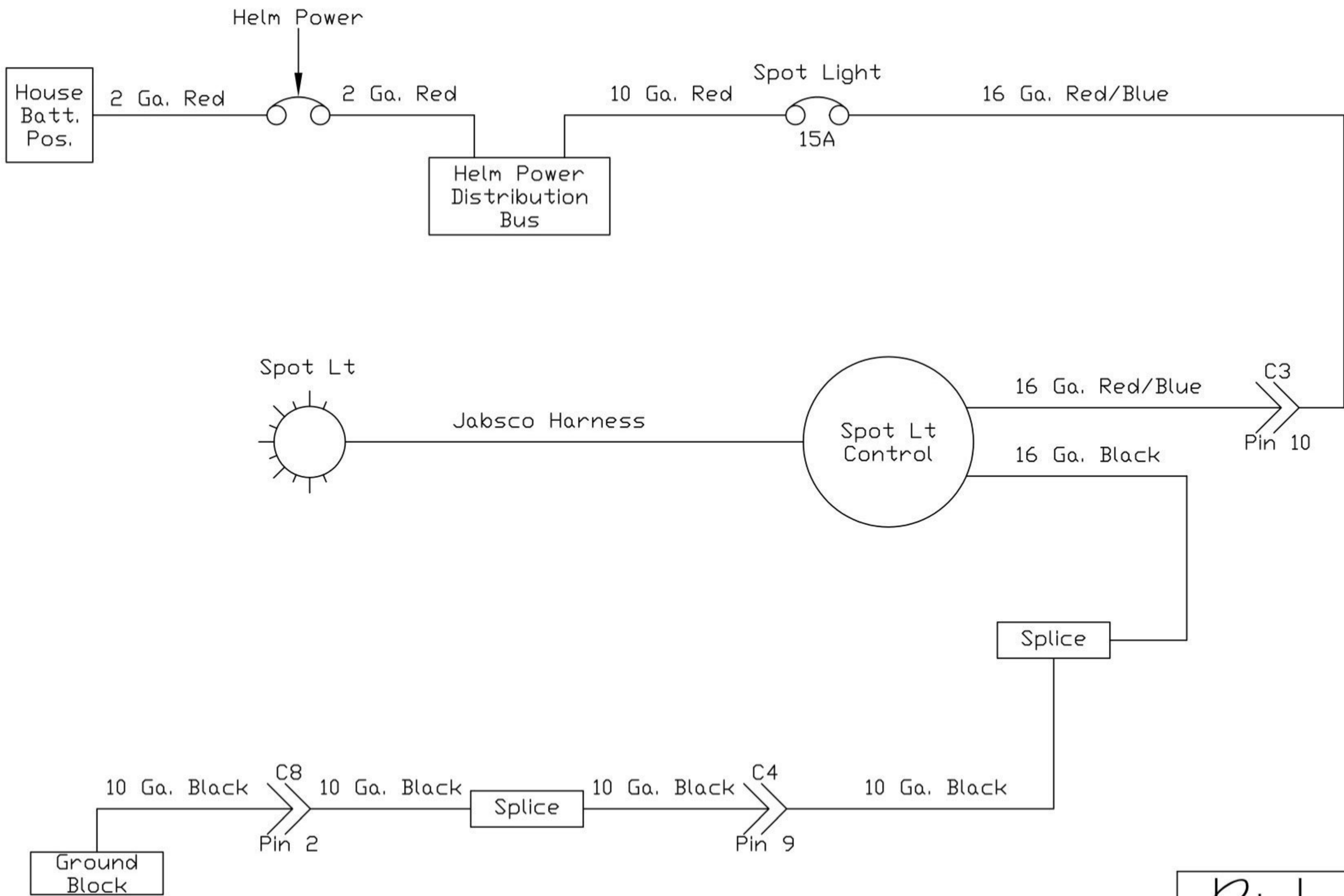
Rinker
 Time Well Spent
 300 W Chicago St. - Syracuse, IN 46567

Drawing Number 342-2004-SD23	Date 2-05	Sheet 1 of 1	Title 342 Refrigerator	Size A
---------------------------------	--------------	-----------------	---------------------------	-----------



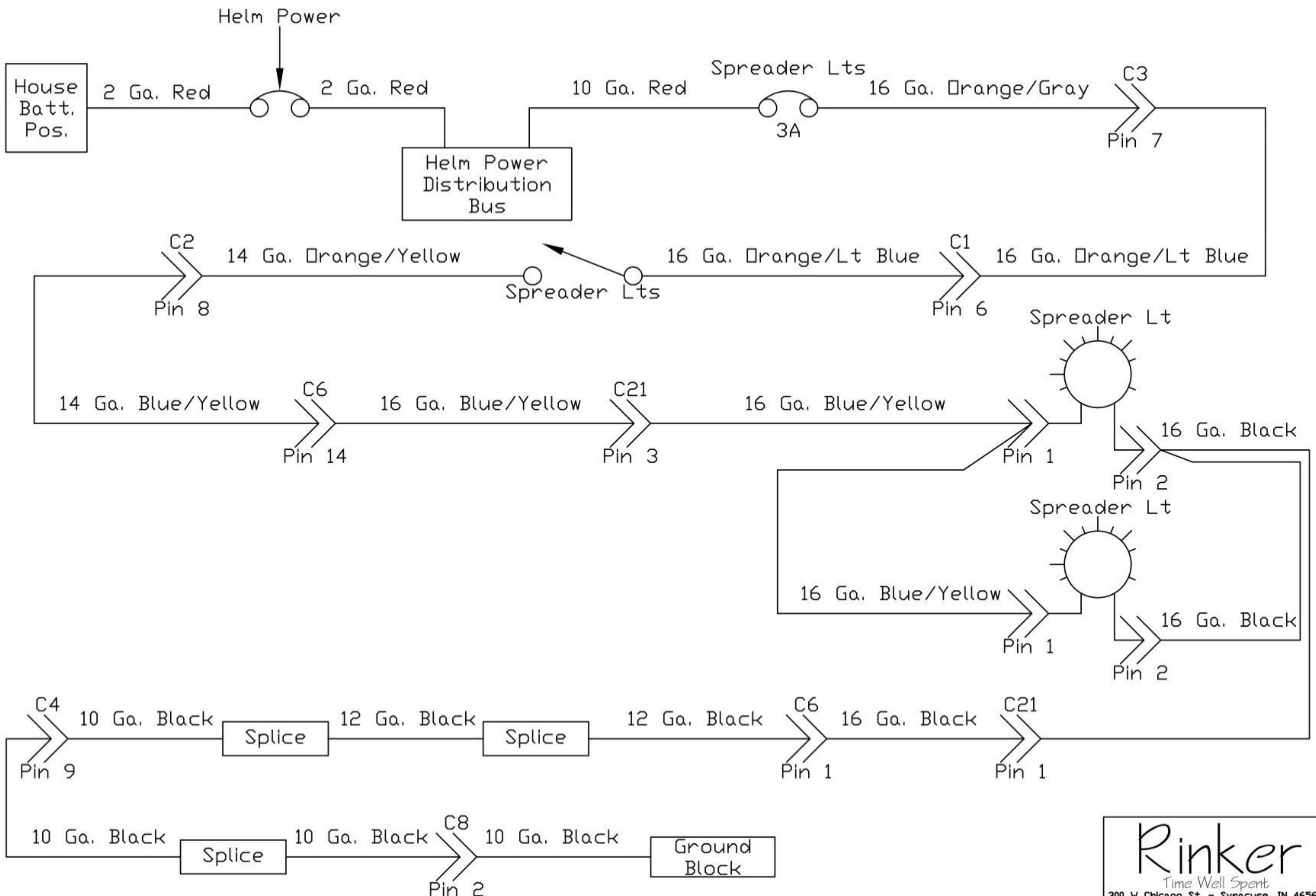
Rinker
Time Well Spent
 300 W Chicago St. - Syracuse, IN 46567

Drawing Number 342-2004-SD24	Date 2-05	Sheet 1 of 1	Size A
Title 342 shower sump			Size A



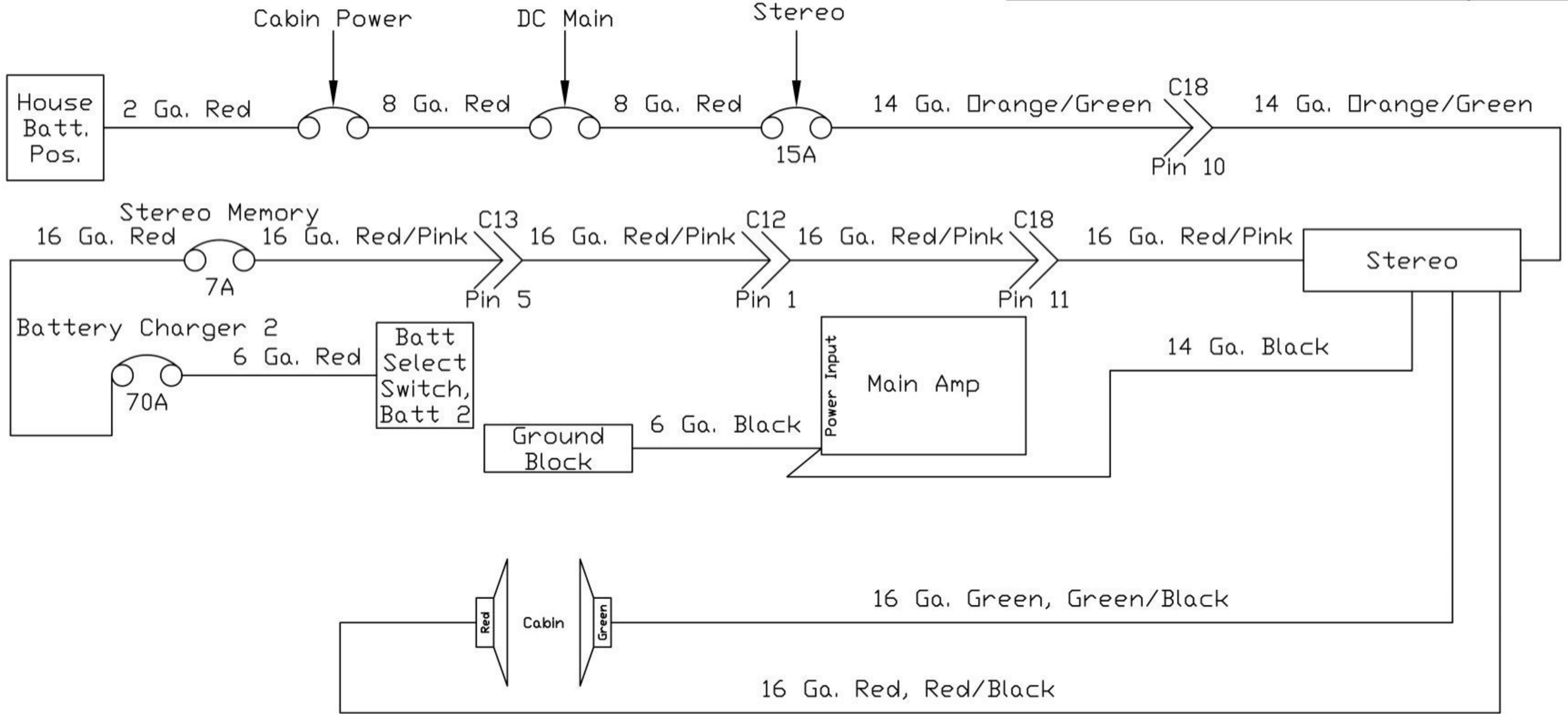
Rinker
Time Well Spent
 300 W Chicago St. - Syracuse, IN 46567

Drawing Number 342-2004-SD25	Date 2-05	Sheet 1 of 1	Size A
Title 342 Spot Light			



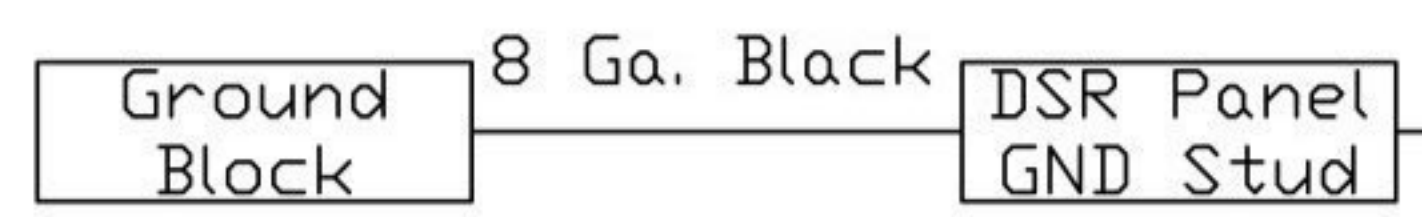

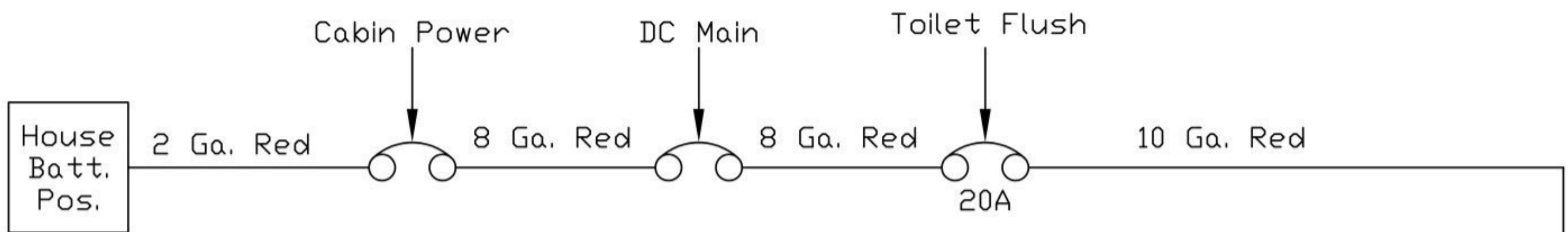
Rinker
 Time Well Spent
 300 W Chicago St. - Syracuse, IN 46567

Drawing Number 342-2004-SD26	Date 2-05	Sheet 1 of 1	Size A
Title 342 Spreader Lights			



Rinker
Time Well Spent
 300 W Chicago St. - Syracuse, IN 46567

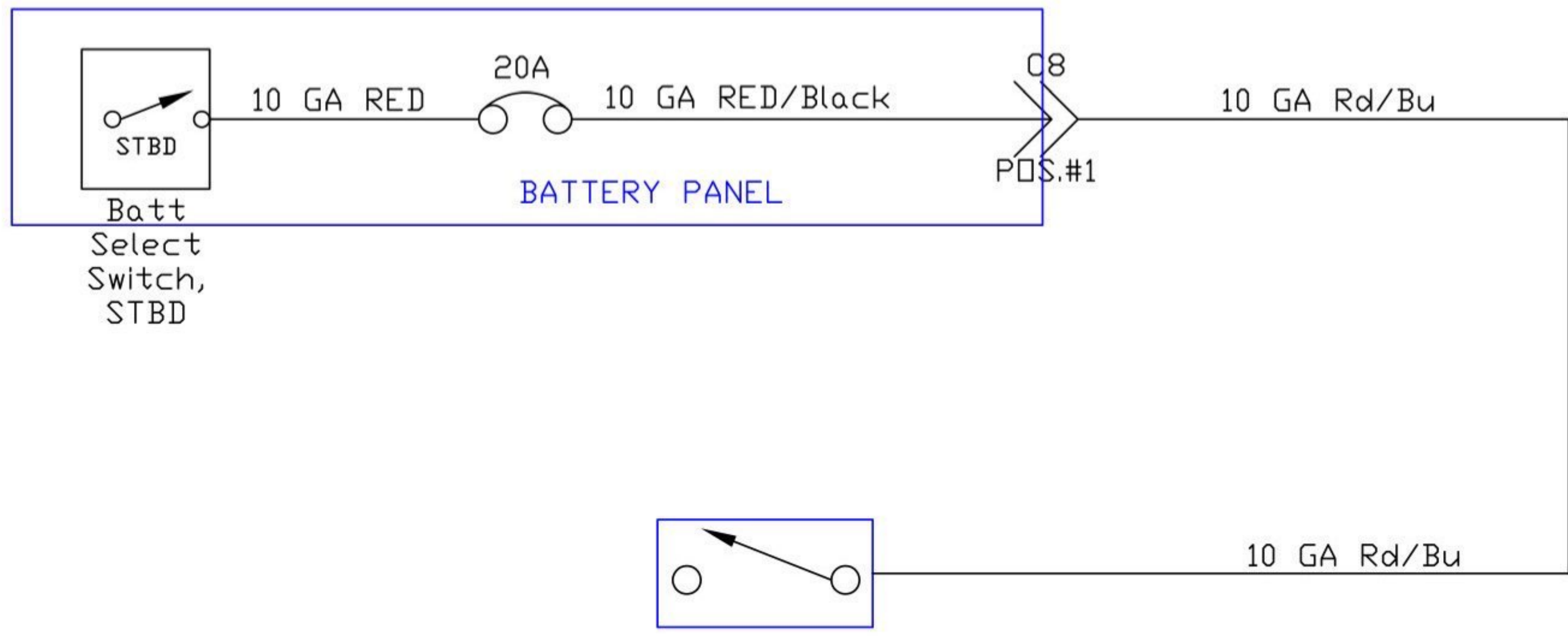
Drawing Number 342-2004-SD27	Date 2-05	Sheet 1 of 1	Title 342 Stereo	Size A
---------------------------------	--------------	-----------------	---------------------	-----------



Rinker
Time Well Spent
 300 W Chicago St. - Syracuse, IN 46567

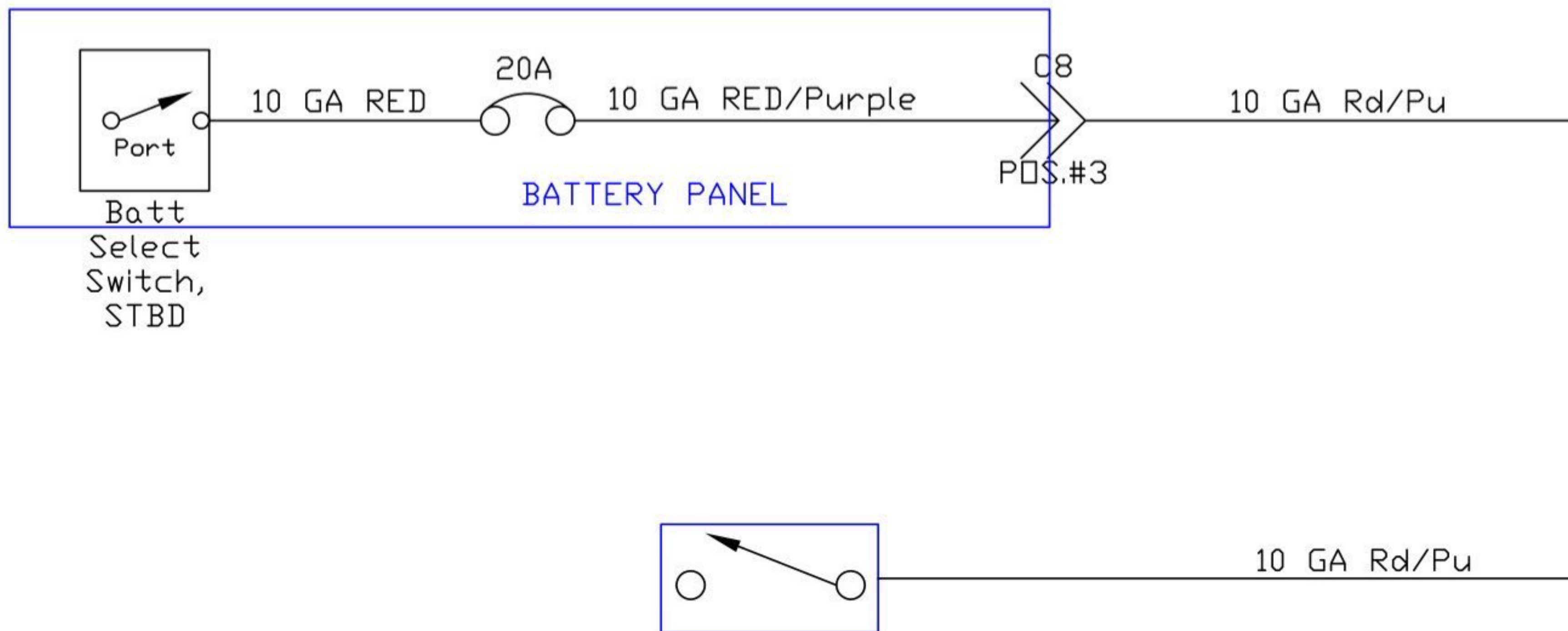
Drawing Number	342-2004-SD28	Date	2-05	Sheet	1 of 1	
Title	342 Toilet Flush				Size	A

Rev	Revision Note	Date	Rev. By	Checked




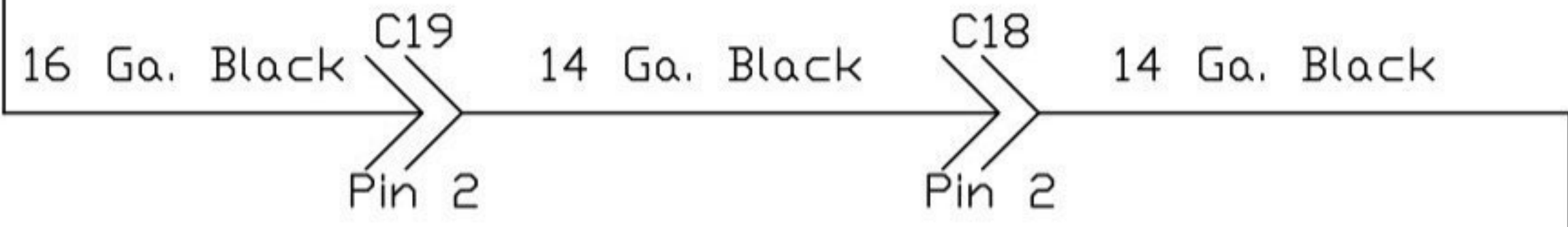
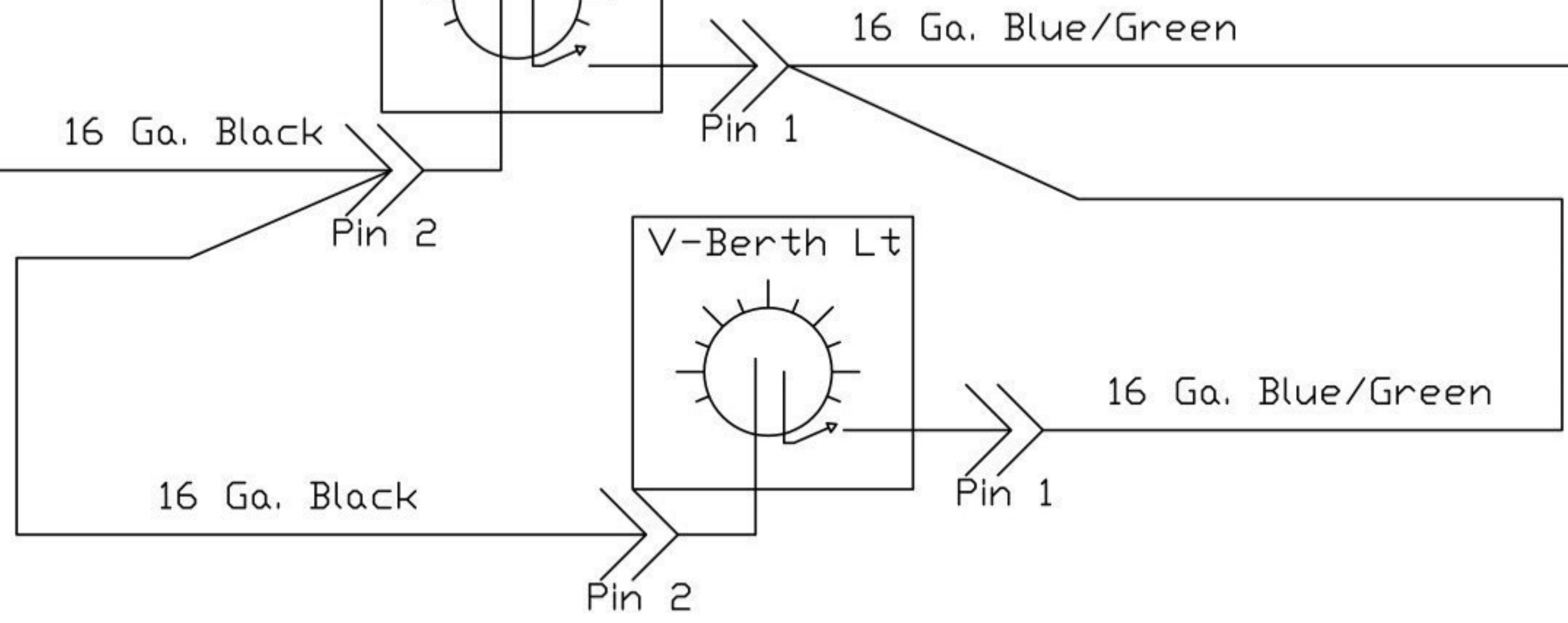
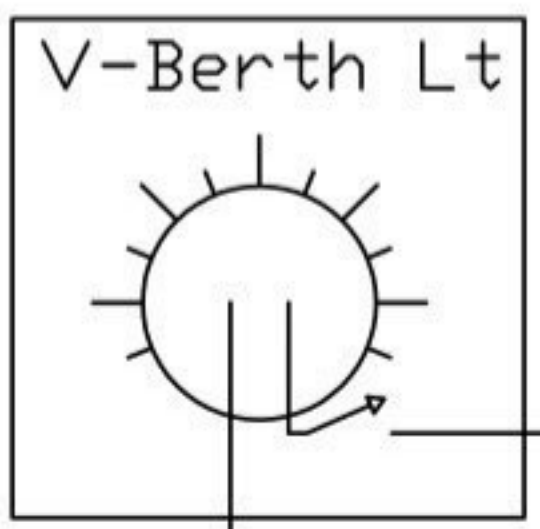
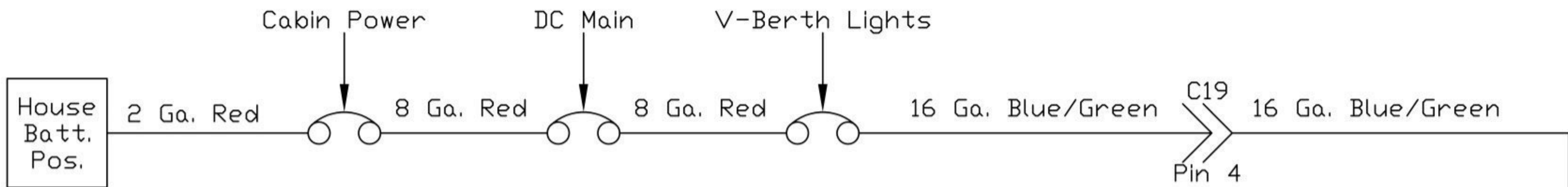
Rinker
Time Well Spent

Title	STBD Ignition
Drawing Number	342-2004-SD29
Sheet	1 of 1



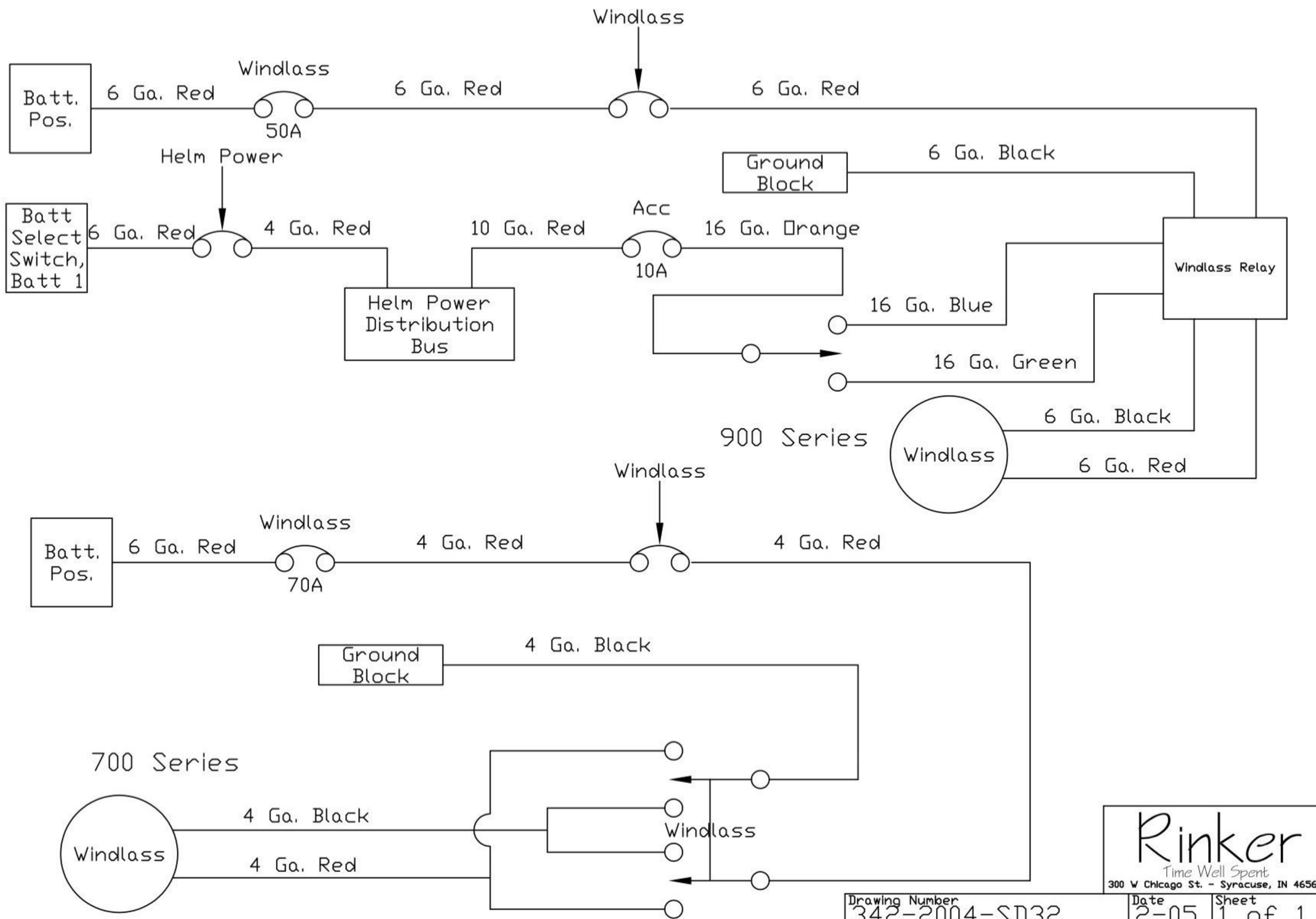
Rinker
Time Well Spent

Title	Port Ignition
Drawing Number	342-2004-SD30
Sheet	1 of 1



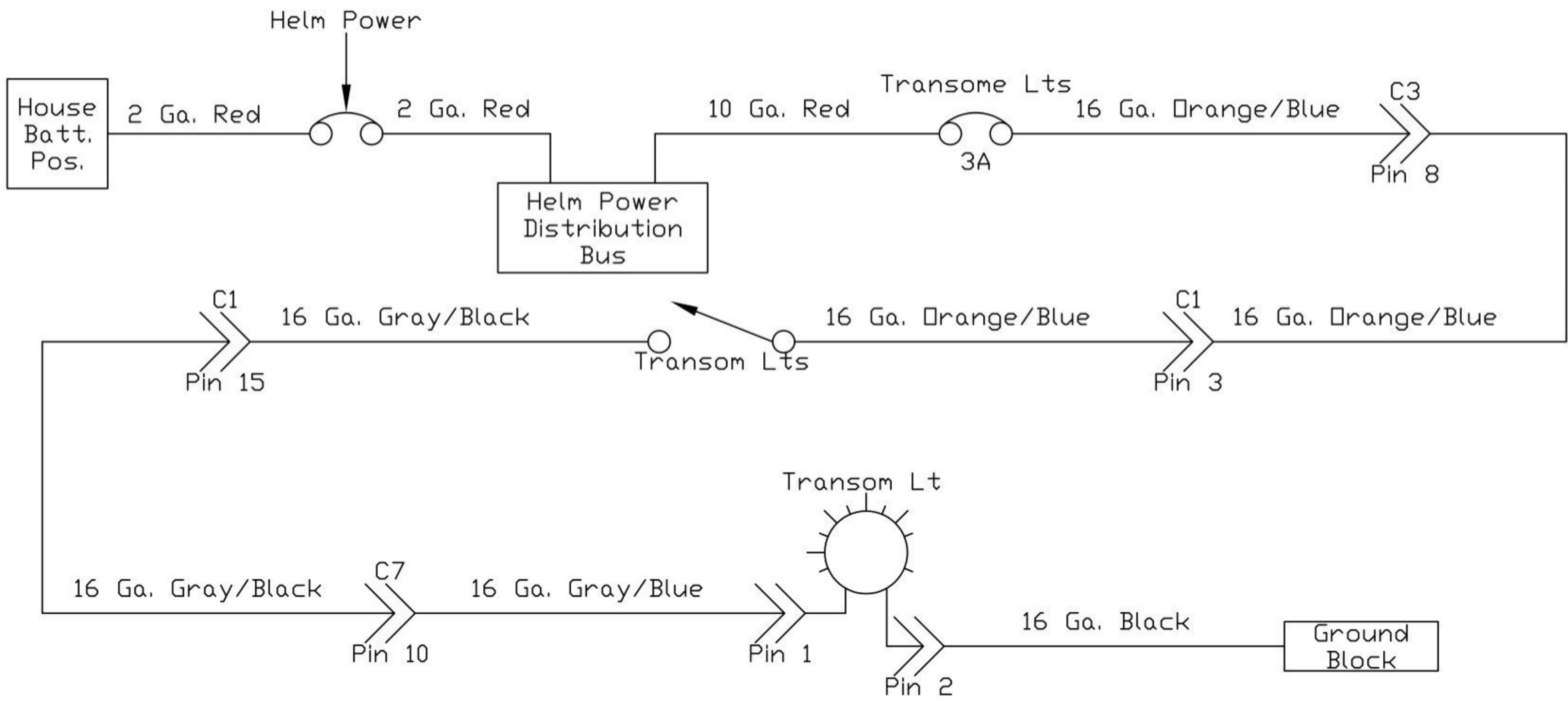
Rinker
 Time Well Spent
 300 W Chicago St. - Syracuse, IN 46567

Drawing Number	Date	Sheet	Size
342-2004-SD31	2-05	1 of 1	A
Title	342 V-Berth lights		



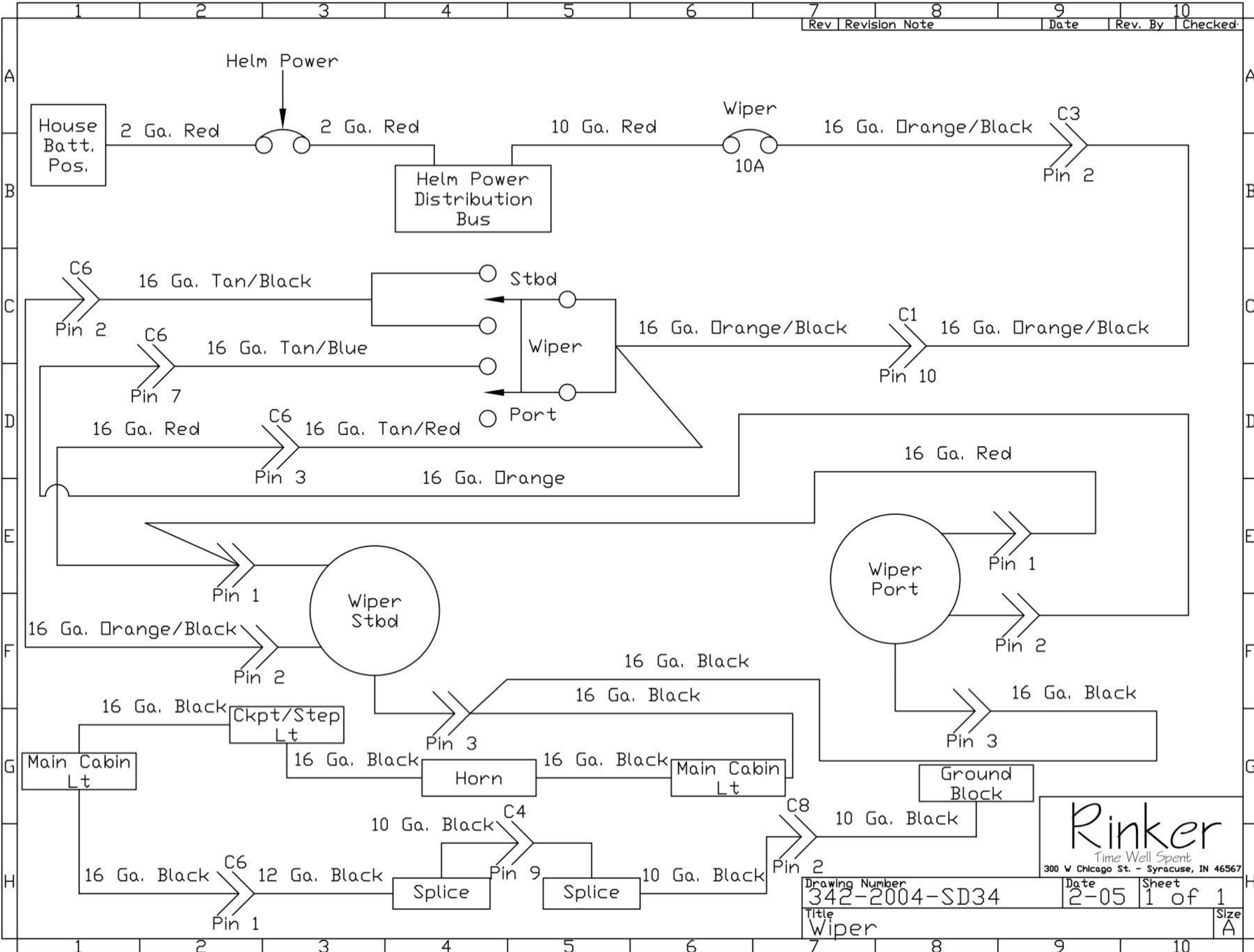
Rinker
 Time Well Spent
 300 W Chicago St. - Syracuse, IN 46567

Drawing Number	Date	Sheet	Size
342-2004-SD32	2-05	1 of 1	A
Title			
342 Windlass			



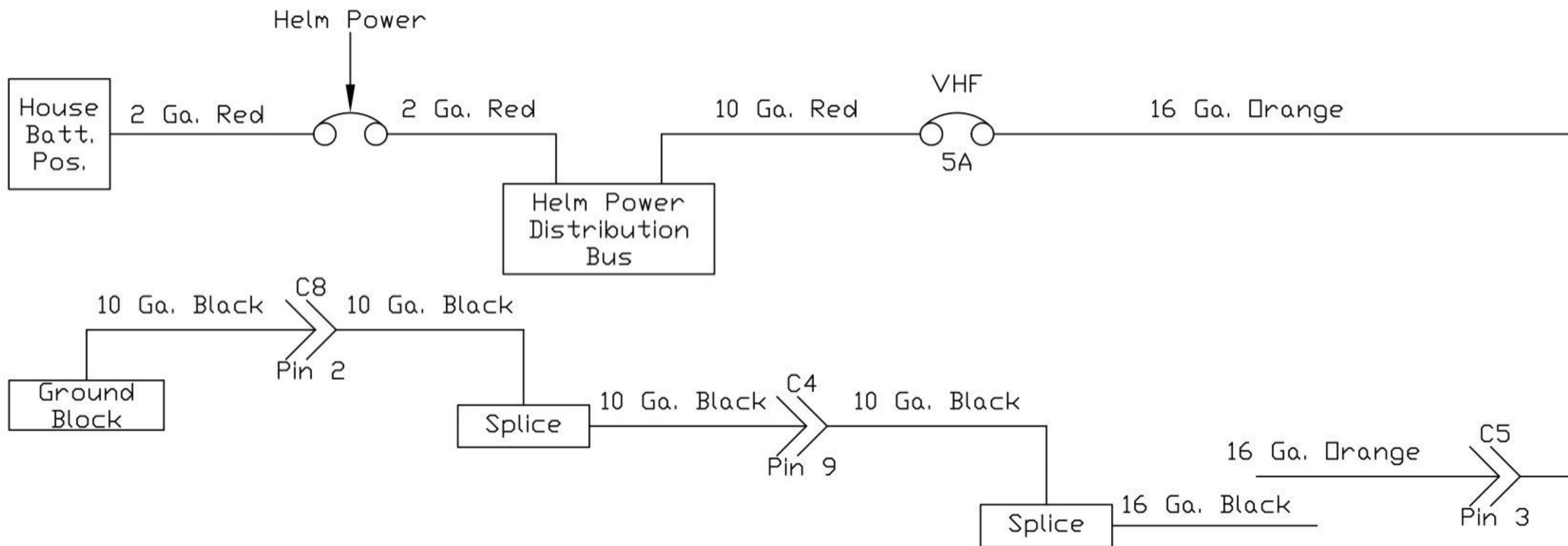
Rinker
Time Well Spent
 300 W Chicago St. - Syracuse, IN 46567

Drawing Number 342-2004-SD33	Date 2-05	Sheet 1 of 1	Size A
Title Transom Light			

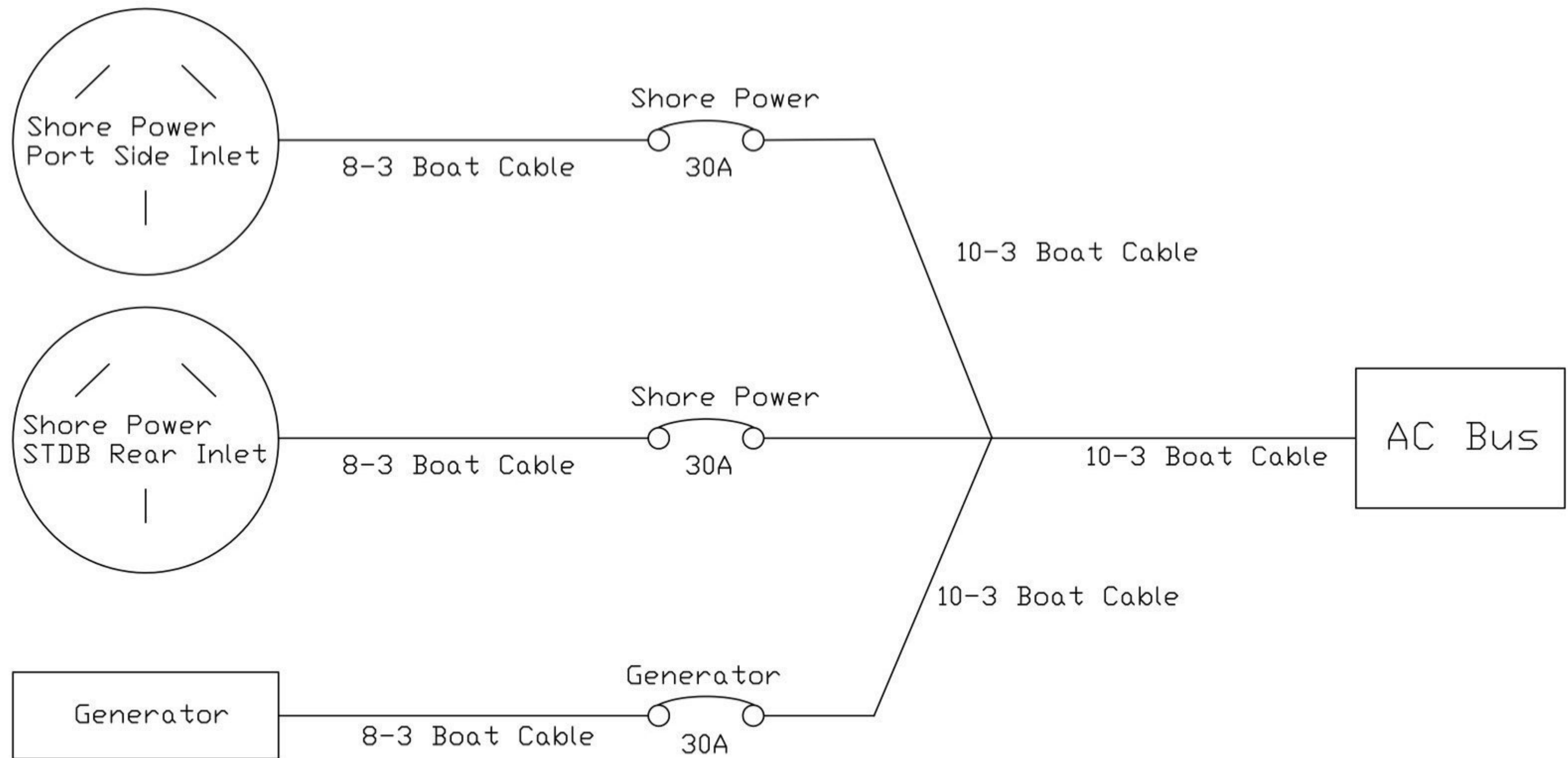


Rinker
 Time Well Spent
 300 W Chicago St. - Syracuse, IN 46567

Drawing Number 342-2004-SD34	Date 2-05	Sheet 1 of 1	Size A
Title Wiper			



Rinker
Time Well Spent



Rinker
Time Well Spent