

HURRICANE 1994



GOODFREY
MARINE

THE HURRICANE REPUTATION

For two decades, Hurricane boat owners have enjoyed one of the most versatile and innovative deck boats on the market.

Hurricane is first in multi-purpose styles, comfort conveniences and all-around value.

Choose from over 20 Fundeck and Sundeck models with extra roomy floorplans and the most-wanted boating features and packages.

Power plants for Hurricane are available from the featured manufacturers shown. Talk with your Hurricane dealer for the recommended engine and horsepower to fit your needs.

Feature for feature, Hurricane is America's most popular open deck-styled boat. Take one for a spin today, you'll understand why Hurricane should be your choice.

FEATURE: Modified Hull Design




BENEFIT: A four-grid stringer system and double layer woven roving ensures superior strength. The Modified hull design is performance proven and delivers a dry, comfortable ride. A five-year hull warranty lets you go boating year after year, worry-free.

FEATURE: Fiberglass Deck



BENEFIT: As the deck meets the hull, it's screwed and sealed for a stronger bond. All handrails and cleats are through-bolted with heavy-duty fasteners to safely secure them from coming loose. The non-skid deck surface is self-draining and makes clean-up quick and easy.

Fundeck Upholstery Colors:




MERCUY
OUTBOARDS

FORCE
Outboards

MARINER
OUTBOARDS

ON IS BUILT FROM THE HULL UP.

FEATURE: Snap-In Carpet Optional



BENEFIT: Easy on your feet as it protects fiberglass deck surface from scratches and spills. Allows easy cleaning and less deck maintenance.

FEATURE: Porta Potti Optional



BENEFIT: An appreciated convenience after you leave the dock. Stows easily in its own compartment to keep it safely out of your way.

FEATURE: Sealed Hatches Optional



BENEFIT: Stow gear under the deck in a water-tight environment. No need for moisture control or unpleasant cleaning tasks.

FEATURE: Seat Covers



BENEFIT: Keeps upholstery looking new for years. Protects vinyl from harsh UV fading and deterioration. Makes clean-up much quicker.

FEATURE: Fiberglass Helm



BENEFIT: Designed to give years of durability and less maintenance. Complete instrumentation and fingertip controls make operation safe and convenient. Shown with deluxe helm package and fish finder.





MIDSHIP 240



The 240 Midship is a unique design that offers spacious walk-around passage throughout the boat. An innovative mid cabin makes naps and overnight stays cozy and restful.

The 240 features: a fully instrumented center console helm, roomy forward cockpit with open galley and porta potti. Optional bimini top and side/aft curtains.

Available in two seating arrangements: dual captain's chairs and rear lounge standard or "T" seating group (optional). The 240 is offered as an IO or outboard.

STANDARD FEATURES

- Hydraulic steering with stainless pilot wheel (OB)
- Stainless hardware
- Mid cabin with berth, porta potti, storage, dome light, cabin light, reading light
- Entry hatch and bi-fold door
- Ski locker in floor with hatch
- In-floor storage lockers with fiberglass hatches
- Galley with sink, and ice box
- Docking/landing bow lights
- 50-watt AM/FM/Cassette with weather channel and six system-matched speakers
- Stainless gunwale rub rail
- Chart table with cover
- Basic flotation
- Courtesy lights, galley light, stern storage compartment light
- 74-gallon gas tank (OB)
- 81-gallon gas tank (IO)
- Instrument panel with tachometer, speedometer, fuel gauge (unless Yamaha package)
- Rear entry boarding ladder

OPTIONS

- Bimini stern canopy - standard-duty aluminum
- Bimini stern canopy - stainless, equipped for curtains
- Side and aft curtains
- Bow Dodge canopy
- Bimini/Dodge visor canopy
- Bow sun lounge cushions
- Bow anchor roller with rope locker
- Bow table
- Alcohol stove
- Trim tabs
- Electric refrigerator
- Shore power
- Helm cover
- Seat cover
- Dual battery switch
- Front plastic windscreen visor
- Hour meter
- Sleep sack
- 14-gallon wash-down system
- Digital depth finder (in-dash)
- Bow lifting ring

SPECIFICATIONS

MODEL	OB	IO
Length	24'0"	22'10"
Beam	102"	102"
Maximum Horsepower	300	235
Weight	3010 lbs.	4550 lbs.
Passengers Capacity	14/20/5	12/17/5



FUNDECK 246



The new 246 is another example of Hurricane innovation. This spacious boat is built on a five stringer hull system backed by a five-year warranty. A two-person helm seat, stainless deck railing and hardware, recessed rear entry boarding ladder and a fully fiberglass-lined self-bailing cockpit are just some of the built-in features you'll find on the 246.

For the fisherman, the 246 can get you to your favorite spot in style. Add a compass. A digital depth finder. Convenient tackle drawers. A 20-gallon livewell and an 18-gallon wash-down system. Optional features that make a day of fishing extra special. The 246 is offered as an inboard or outboard. The Hurricane 246 – spirited in nature. Classic by design.

STANDARD FEATURES

- 5-year hull warranty
- Hydraulic steering
- Level foam flotation
- 1" stainless steel deck railings
- Stainless steel hardware
- Automatic bilge pump switch
- 60-watt AM/FM/Cassette with four speakers
- Stainless steel gunwale rub rail
- Recessed rear entry stainless steel boarding ladder
- 6" stainless steel cleats
- Five interior courtesy lights
- International running lights
- Stern cockpit table
- Five stringer hull support system
- All wood in boat pressure treated
- Ice container in galley
- Ski tow pylon
- Docking lights
- Over 40 cu. ft. dry storage under seats
- Fully fiberglass-lined self-bailing cockpit
- Oversized cup holders
- All storage areas molded/lined

STANDARD FEATURES

- Ice box
- Bow anchor locker
- Deluxe instrument panel with tachometer, speedometer, battery condition gauge, horn
- Stainless steel canopy bows
- Six storage compartments
- Helm windshield
- Fire extinguisher
- 14-gallon fresh water system in galley
- Enclosed head area
- Double wide adjustable helm seat
- 66-gallon fuel system
- Stainless steel convertible canopy frame
- Color-coordinated canopy with boot
- Four bolted stainless steel deck cleats with aluminum backing plates
- Deck joint fastened with stainless steel screws
- Stern battery storage for two batteries

OPTIONS

- Compass
- Dual battery switch
- Digital depth finder
- Halon system
- Drop-in carpet
- Bow filler cushions
- Porta potti
- Stern tackle drawers
- 20-gallon livewell in stern seat
- Hour meter
- 18-gallon fresh water wash down system – stern-mounted
- Sony AM/FM/Cassette system with four Sony speakers

Special Packages:

Fishing Package: Stern tackle drawers, livewell with pump, compass, digital depth finder.

Navigation Package: Compass, digital depth finder.

10 models include:

- Oil pressure gauge
- Trim gauge
- Amp gauge
- Bilge blower
- Power steering

SPECIFICATIONS		OB	IO
MODEL			
Length	24'0"	24'0"	
Beam	102"	102"	
Maximum Horsepower	300	300	
Weight	2600 lbs.	3700 lbs.	
Passengers/Capacity	14/20/05	12/17/25	



FUNDECK

236

LUXURY CRUISER



FD236 Luxury Cruiser, Green, with optional refreshment center and helm windshield.



Optional porta potti with curtain



SPECIFICATIONS

MODEL	IO
Length	23' 0"
Beam	10'2"
Maximum Horsepower	235
Weight	3900 lbs.
Passengers/Capacity	14/2005

The deep V-hull 236 Fundeck IO takes the big waves in fine style.

This Luxury Cruiser is the ideal boat for comfort, style and luxury. The generous 23-foot overall length means there's plenty of room for total relaxation.

This innovative rear-entry model is easy to enter and exit making it ideal for swimming, skiing or just cruising.

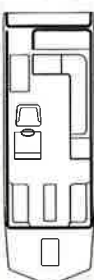
STANDARD FEATURES

- Bilge blower
- Bilge pump with automatic switch
- Four bolted deck cleats with aluminum back plates
- 50-gallon fuel system
- Horn
- 34-quart cooler
- 12-volt receptacle
- Running lights
- Marine carpet
- Stainless fasteners
- Rear entry with folding ladder
- Deluxe steering wheel
- Deck joint fastened with stainless steel screws
- Canopy with boot
- Non-skid entry steps
- L-shaped rear lounge
- Stainless steel bow and stern eyes
- Covers for all upholstery and helm
- Full instrumentation with speedometer and tachometer
- Docking lights
- Anodized rails
- Four swing-in gates
- Illuminated dash
- Storage compartment
- Ski storage
- Anchor storage
- Swivel pilot seat with steel frame and fore and aft adjustment
- Bow lounge seats with storage

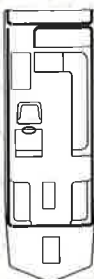
- Pedestal table
- Euro-style helm
- Five-year hull warranty
- Heavy-duty laminated floor

OPTIONS

- Refreshment center with portable cooler, sink, hand pump, fresh water
- AM/FM/Cassette
- Color-coordinated canopy
- Color-coordinated covers
- Compass
- Depth finder - digital
- Gas grill
- Halon system
- Interior lights
- Playpen cover
- Snap-in carpet
- Windshield helm
- Porta potti with curtain
- Saltwater Package
- Sealed floor hatches
- Bow sleeper seats
- Hour meter
- Rear deck lid filler cushion
- IO Deluxe Package
- Navigator Package



FD236 luxury Cruiser IO
With optional refreshment center



FD236 luxury Cruiser IO



FUNDECK 206 LUXURY CRUISER



FD206 OB Luxury Cruiser, Teal, with optional Deluxe OB package, ski tow bar.



206 IO, Luxury Cruiser, with optional package.

SPECIFICATIONS

MODEL	OB	IO
Length	20' 8"	20' 8"
Beam	96"	96"
Maximum Horsepower	150	215
Weight	2045 lbs.	2390 lbs.
Passenger Capacity	10/1400	12/1550

Hurricane versatility in IO or outboard Fundeck Luxury Cruiser models give you the enclosed deck roominess of a pontoon with the high-performance modified V-hull of a power boat.

Comfortable seating for everyone in the family helps ensure a soft ride while swimming, sun-bathing, fishing or cruising. Rated for up to 5.0 litre IO, or 150 hp outboard, the Fundeck 206 lets you open the throttle and take two skiers out of the hole at once.

STANDARD FEATURES

- Deluxe steering wheel
- Deck joint fastened with stainless screws
- Convertible canopy with boot
- Rear entry with folding ladder
- Non-skid entry steps
- L-shaped rear lounge
- Stainless steel bow and stern eyes
- Covers for all upholstery and helm
- Five-year hull warranty
- Two-color gelcoat hull
- Two floor storage compartments
- NEMA Certified
- Bilge pump with automatic switch
- Anodized rails
- Horn
- Designer interior
- Convenient drink holders
- Adjustable swivel pilot seat
- Stainless steel fasteners
- Under seat storage
- Four swing-in gates
- Navigation lights
- Heavy-duty laminated floor
- Four bolted deck cleats with aluminum backing plates
- Battery holder
- 29-gallon in-floor fuel tank
- Euro helm
- 34-quart cooler

IO models also include:

- Full instrumentation with speedometer, tachometer and temperature gauge
- Oil pressure gauge
- Trim gauge
- Amp gauge
- Bilge blower

OPTIONS

- Docking lights
- Dual steering OB
- 50-gallon fuel tank
- Hydraulic steering
- Instrument panel (OB)
- Ski bar (OB)
- Sleeper bow seats
- Saltwater package
- Helm windshield
- Anti-feedback steering (OB)
- Rear deck lid filler cushion
- AM/FM/Cassette with two speakers
- Deluxe Package (OB only): Docking lights, interior lights, instrument panel, AM/FM stereo with two speakers
- Deluxe Package (IO only): Docking lights, interior lights, AM/FM/Cassette with two speakers, color-coordinated canopy.



FD206 IO Luxury Cruiser IO With optional refreshment center



FD206 OB Luxury Cruiser OB



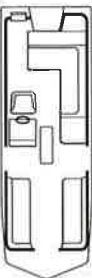
F U N D E C K

226/196

REAR ENTRY

SPECIFICATIONS

MODEL	226 OB	226 IO	196 OB
Length	22'	22'	18' 10"
Beam	91.5"	91.5"	90.5"
Maximum Horsepower	200	235	150
Weight	2050 lbs.	2560 lbs.	1850 lbs.
Passenger Capacity	13/17/45	12/15/30	9/12/35



FD226 Rear Entry OB and IO
With optional refreshment center

FD196 Rear Entry OB



FD196 Rear Entry, Blue, with optional Deluxe OB package.



FD226 Rear Entry, Green, with optional Deluxe OB package.

Whether your family enjoys fishing, skiing, entertaining or cruising, the new rear entry models will give you maximum versatility, excellent quality and ability you've come to expect from Hurricane.

These rear entry Cruisers have everything you need for a great day on the water.

The 226 and the 196 have plenty of space for the ultimate in boating. Cruise, swim, ski and entertain in total comfort year after year.

STANDARD FEATURES

See FD196 for additional standards available.

- Fiberglass helm with trash holder
- Pilot seat with fore and aft adjustment and swivel
- Deluxe rail graphics
- Deluxe stern table
- Convertible canopy with boot
- Running lights
- 29-gallon fuel tank
- Plush carpet
- Lifetime warranty on wood in furniture
- Horn
- Rear ladder
- Five-year hull warranty
- 16-quart cooler
- Automatic bilge pump switch
- AM/FM/Cassette
- Color-coordinated canopy
- Color-coordinated covers
- Compass
- Depth finder - digital
- Docking lights
- Dual steering
- Fish/Depth finder - LCR graph
- Fuel tank - 50-gallon
- Gas grill
- Halon system (IO only)
- Instrument panel OB
- Interior lights
- Playpen cover
- Sealed floor lids
- Snap-in carpet
- Windshield
- Porta potti
- Hydraulic steering
- Saltwater package
- Anti-feedback steering
- Euro helm with 3-4 quart cooler
- Changing room (OB only)
- Bow sleeper seats
- Ski tow bar OB
- Fishing package
- Deluxe Package (OB only); Docking lights, interior lights, instrument panel, AM/FM/Cassette with two speakers.
- Deluxe Package (IO only); Docking lights, interior lights, AM/FM/Cassette with two speakers, color-coordinated canopy.
- FD 226 Rear Entry available in two floorplans:
 - Executive - with twin hull bow lounges
 - "J" Seating - with twin port swivel seats and table (FD226 only)

OPTIONS

•6 FD226 Rear Entry, Green, optional optional A, Deluxe, package, seat OB package, 1 tow bar.



F U N D E C K

226/196


LUXURY CRUISER

SPECIFICATIONS

MODEL	196 OB	226 OB	226 IO
Length	18' 10"	22' 0"	22' 0"
Beam	94.5"	91.5"	91.5"
Maximum Horsepower	150	200	215 S.O. line
Weight	1860 lbs.	2650 lbs.	2050 lbs.
Passenger Capacity	9/1265	12/1940	13/1745



FD226 Pit Fish
With optional refreshment center



FD226 Luxury Cruiser
With optional refreshment center



FD196 Luxury Cruiser
With optional refreshment center



FD226 Pit Fish, Sea Spray, with optional euro helm, Deluxe package, snap-in carpet, sealed floor lids.



FD196 Luxury Cruiser, Blue, with optional Deluxe package.



FD226 Pit Fish, Sea Spray, with optional euro helm, Deluxe package, snap-in carpet, sealed floor lids.

Take the family fishing. Take them skiing, or just cruise in the sun with FD226 Pit Group Fisherman. Enjoy entertaining and cruising in the FD226 Luxury Cruiser. The choice is yours.

Relax with all the special features these Cruisers offer: full stern pit group seating. An optional refreshment module with storage area for the ice chest.

The quick, high-performance modified 226 hull can be powered by 200 hp outboard or 5.0 litre 235 hp inboard/outboard.

STANDARD FEATURES

See FD196 for additional standards available.

- Fiberglass helm with trash holder
- Pilot seat with fore and aft adjustment and swivel
- Deluxe rail graphics
- Deluxe table
- Convertible canopy with boot
- Running lights
- 29-gallon fuel tank
- Push carpet
- Lifetime warranty on wood in furniture
- Horn
- Rear ladder
- Full seat covers
- Five-year hull warranty
- 16-quart cooler

OPTIONS

- Automatic bilge pump switch
- AM/FM/Cassette
- Color-coordinated canopy
- Color-coordinated covers
- Compass
- Depth finder - digital
- Docking lights
- Dual steering
- Fish/Depth finder - LCR graph
- Fuel tank - 50-gallon
- Gas grill
- Halon system IO
- Instrument panel OB
- Interior lights
- Playpen cover
- Sealed floor lids
- Snap-in carpet
- Windshield
- Porta potti with curtain
- Hydraulic steering
- Saltwater package
- Anti-feedback steering
- Euro helm with 34-quart cooler
- Bow sleeper seat
- Ski tow bar OB
- Deluxe Package (OB only); Docking lights, interior lights, instrument panel, AM/FM with two speakers.
- Deluxe Package (IO only); Interior lights, AM/FM/Cassette with two speakers, color-coordinated canopy, docking lights.



F U N D E C K

226/196

EXECUTIVE



FD226 Executive, Blue, with optional sealed floor lids, non-skid deck



Optional euro helm with Deluxe package and windshield



Seat covers for all seats and helm

SPECIFICATIONS

MODEL	226 OB	196 OB
Length	22' 0"	18' 10"
Beam	91.5"	90.5"
Maximum Horsepower	200	150
Weight	2050 lbs.	1850 lbs.
Passengers/Capacity	13/1745	9/1295



FD226 Executive
With optional refreshment center



FD196 Executive

When it comes to full boating pleasure, Hurricane has it all. Here's a cruising boat that combines the space and convenience of a pontoon with the fun and versatility of a power boat.

STANDARD FEATURES

- 29-gallon under floor fuel tank
- Stainless steel bow and stern eyes
- Three gates
- Stainless steel fasteners
- Full stern dinette
- Stern storage areas
- Seat cover package for all seats and helm
- Anodized railings
- In-floor storage
- Bow seating
- Deluxe steering wheel
- Deck joint fastened with stainless steel screws
- Switch panel
- Five-year hull warranty
- Two-color gelcoat hull
- Floor storage compartment with hinged cover
- NMMA Certified
- Bilge pump
- Convertible canopy
- Running lights
- Horn
- Table
- Stern ladder
- 16-quart cooler

OPTIONS

- Automatic bilge pump switch
- AM/FM/Cassette with two speakers
- Color-coordinated canopy
- Color-coordinated covers
- Compass
- Depth finder - digital
- Docking lights
- Dual steering
- Fish/Depth finder - ICR graph
- Fuel tank - 50-gallon
- Gas grill
- Instrument panel
- Interior lights
- Playpen cover
- Sealed floor lids
- Snap-in carpet
- Windshield
- Hydraulic steering
- Saltwater package
- Euro helm with 34-quart cooler
- Anti-feedback steering
- Bow sleeper seat
- Ski tow bar
- **Deluxe Package** (OB only): Docking lights, interior lights, instrument panel, AM/FM stereo with two speakers.

Any way you choose the Execs, they deliver value and fun.

196 Executive, Green, optional euro helm, Deluxe package, sealed floor lids



FUNDECK 226/196

FISH 'N' FUN



FD226 Fish 'N' Fun, Green, with optional Deluxe OB package and euro helm.



FD196 Fish 'N' Fun, Gray, with optional Deluxe OB package.

SPECIFICATIONS

MODEL	226 OB	196 OB
Length	22' 0"	18' 10"
Beam	91.5"	94.5"
Maximum Horsepower	200	150
Weight	2100 lbs.	1650 lbs.
Passenger Capacity	13/17/45	6/8/80

Whether you're heading out for a day of fishing or just relaxing with your family, the Hurricane Fish 'N' Fun has everything you need for great fun on the water.

Now there's a way to keep the whole family happy. Just look at these features: stern pit group seating with chaise lounge. Built-in tackle drawers. Fiberglass helm with trash bag holder. A convertible canopy and three entry gates, all standard.

STANDARD FEATURES

- Stainless steel fasteners
- Stern pit group with chaise lounge
- Stern battery storage for two batteries
- Seat cover package for all seats and helm
- Anodized railings
- In-floor storage
- Built-in tackle drawers
- Bow in-floor livewell
- Two stern swivel fishing seats
- Two bow swivel fishing seats
- Trolling motor plug
- Fiberglass helm with trash holder
- Table
- Convertible canopy with boot
- Running lights
- Lifetime warranty on wood in furniture
- Horn
- 29-gallon under floor fuel tank
- Three gates
- Stainless steel bow and stern eyes
- Five-year hull warranty
- Sealed floor lids
- 16-quart cooler
- AM/FM/Cassette with two speakers
- Color-coordinated canopy
- Color-coordinated seat covers
- Compass
- Depth finder - digital
- Docking lights
- Dual steering
- 50-gallon upgrade
- Gas grill
- Hydraulic steering
- Instrument panel
- Interior lights
- Playpen cover
- Porta potti with curtain
- Saltwater Package
- Bow sleeper seats (226 only)
- Snap-in carpet
- Windshield
- Changing room
- Euro helm with 34-quart cooler
- Ski tow bar
- Anti-feedback steering
- Cabana with screen enclosure
- Deluxe Package: Docking lights, interior lights, instrument panel, AM/FM with two speakers.



FD226 Fish 'N' Fun OB
With optional refreshment center



FD196 Fish 'N' Fun OB
With optional refreshment center

226 Fish 'N' Fun, Green, optional Deluxe OB package, euro helm.



F U N D E C K

226/196

FISHERMAN



FD196 Fisherman with Deluxe package (not exactly as shown).



FD196 Rear Entry, Gray, with optional Fishing package, sealed lids, Deluxe OB package.

SPECIFICATIONS

MODEL	226 OB	196 OB
Length	22' 0"	18' 10"
Beam	91.5"	90.5"
Maximum Horsepower	200	150
Weight	2100 lbs.	1850 lbs.
Passenger Capacity	10/1400	6/880



FD226 Fisherman OB



FD196 R with Fish Package



FD196 Fisherman OB

The 226 and 196 Fisherman let you get to the fish in style and comfort.

You're in command behind the 226 center console helm. Fish from four swivel fishing seats, fore and aft. A convenient 35-gallon live bait well is positioned in the non-skid stern deck. A fore and aft pilot seat, livewell and rod holders are just a few more features that make the 226 Fisherman great to fish with.

196 Rear Entry with Fishing Package features twin bow bass seats, low bow railings and livewell.

STANDARD FEATURES

- Stainless steel fasteners
- Stern battery storage for two batteries
- Seat cover package for all seats and helm
- Anodized railings
- In-floor storage
- Built-in tackle drawers
- 35-gallon live bait well stern (226)
- Seat with livewell in front of helm (226)
- Two stern swivel fishing seats (226)
- Two bow swivel fishing seats (226)
- Trolling motor plug
- Deluxe fiberglass helm
- Convertible canopy with boot
- Running lights
- Lifetime warranty on wood in furniture
- Horn
- Three gates (226)
- Stainless steel bow and stern eyes
- Fore and aft pilot seat with cooler (226)
- Five-year hull warranty
- Rod holders
- Sealed floor lids
- Snap-in carpet (226)
- 29-gallon fuel tank
- 16-quart cooler
- T-back seat with 34-quart cooler
- AM/FM/Cassette with two speakers
- Color-coordinated canopy
- Color-coordinated seat covers
- Compass
- Depth finder - digital
- LCR fish finder
- Docking lights
- Dual steering
- 50-gallon upgrade fuel tank
- Gas grill
- Hydraulic steering
- Instrument panel
- Interior lights
- Playpen cover
- Saltwater Package
- Sleeper seat (226 only)
- Windshield
- Anti-feedback steering
- Deluxe Package: Docking lights, interior lights, instrument panel, AM/FM with two speakers.

OPTIONS

- AM/FM/Cassette with two speakers
- Color-coordinated canopy
- Color-coordinated seat covers
- Compass
- Depth finder - digital
- LCR fish finder
- Docking lights
- Dual steering
- 50-gallon upgrade fuel tank
- Gas grill
- Hydraulic steering
- Instrument panel
- Interior lights
- Playpen cover
- Saltwater Package
- Sleeper seat (226 only)
- Windshield
- Anti-feedback steering
- Deluxe Package: Docking lights, interior lights, instrument panel, AM/FM with two speakers.



35-gallon live bait well

226 Fisherman with optional Fishing package, sealed lids, Deluxe OB package.



SUNDECK 2000

SPECIAL EDITION



SD2000 Special Edition



The 2000 Sundeck Special Edition is a sleek powerhouse packed with special features: high-grade marine upholstery, 34-quart portable cooler, bow interior lights, a color-coordinated canopy with hide-away compartment, optional bow table and depth finder.

STANDARD FEATURES

- Special Edition color
- 29-gallon fuel tank
- 34-quart portable cooler
- 50-watt stereo/cassette with two speakers
- Instrument panel - speedometer, amp meter, tachometer, oil pressure, fuel, trim, temperature
- Advanced tilt steering wheel
- Rear sun deck
- Euro-style upholstery
- Bow interior lights
- Color-coordinated canopy with hide-away compartment
- Driver and mates helm windshield
- Gelcoated engine compartment with anodized aluminum tread plate
- Mid-step in stern with bumper storage
- Port side entry step
- Bow entry
- Five-year hull warranty
- Stern storage
- Bow storage
- Glove compartment
- Stainless steel rails
- Life jacket storage bag


SPECIFICATIONS

MODEL	2000
Length	20' 8"
Beam	96"
Maximum Horsepower	215
Weight	2890 lbs.
Passenger Capacity	12/1650

- Rear boarding ladder
- Through-holed aluminum engine mounts
- Battery holder
- Bilge pump - automatic
- Bilge blower
- Polished chair bases with heavy-duty sliders and swivels
- Carpeted floor ski storage area


OPTIONS

- Bow sun lounge cushion
- Bow table
- Depth finder - digital
- Halon system
- Storage cover





SUNDECK 205 CHALLENGER



This Challenger knows how to have fun. You get a super 50-watt AM/FM/Cassette stereo system. A rear sun deck to catch all the rays and a rear entry boarding ladder.

Because the 205 is already priced right – you might want to add the optional bow sun lounge cushion and table. Maybe the canopy with hide-away storage.


Chase the sun with the very affordable Challenger 205.

STANDARD FEATURES

- 29-gallon fuel tank
- 34-quart portable cooler
- 50-watt stereo/cassette with two speakers
- Instrument panel – speedometer, amp meter, tachometer, oil pressure, fuel, trim, temperature
- Rear sun deck
- Port side entry step
- Bow entry
- Five-year hull warranty
- Stern storage
- Bow storage
- Glove compartment
- Rear boarding ladder
- Battery holder
- Bilge pump with automatic switch
- Bilge blower
- Floor ski storage area

OPTIONS

- Bow sun lounge cushion
- Bow table
- Depth finder – digital
- Halon system
- Storage cover
- Interior lights
- Color-coordinated canopy
- Helm and mates windshield
- Saltwater package
- Bow Venturi windshield



SPECIFICATIONS	
MODEL	205
Length	20' 8"
Beam	9'6"
Maximum Horsepower	215/5.0 liter
Weight	2900 lbs.
Passengers Capacity	12/1650



SUNDECK 185/176 CHALLENGER



SD176 OB



SD185 Challenger, Blue, with optional bow and helm windshield.

Here's big pleasure for smaller budgets. The 185 and 176 have full features including: 50-watt AM/FM/Cassette stereo (185 only). A rear sun deck and a folding boarding ladder. Optional interior lights, bow sun lounge cushion and bow table make the 185 and 176 Challengers more boat for less money.

STANDARD FEATURES

- Swivel bucket seats
- Glove compartment
- Instrument panel – speedometer, and meter, tachometer, oil pressure, fuel, trim, temperature (185 only)
- Rear sun deck 185
- Bow entry
- Stern storage
- Floor storage
- 34-quart portable cooler
- 25-watt AM/FM/Cassette with two speakers (optional 176OB)
- 29-gallon fuel tank
- Rear boarding ladder
- Bow storage
- Battery holder
- Bilge pump automatic (optional 176)
- Bilge blower (optional 176)

OPTIONS

- Bow sun lounge cushion
- Bow table
- Canopy – hide-away color-coordinated (standard 176)
- Depth finder – digital
- Halon system (185 only)
- Interior lights
- Storage cover
- Windshield – Bow Venturi, pilot and mates (185 only)
- Ski tow bar (176 only)
- Saltwater package

SPECIFICATIONS

MODEL	185/O	176/OB
Length	18' 9"	17' 1"
Beam	86"	86"
Maximum Horsepower	185	140
Weight	2585 lbs.	1670 lbs.
Passenger Capacity	8/100	8/100



NOTE: Godfrey Marine recommends no person operate these products before taking a USCG-approved course in safe boat handling procedures or its equivalent and without having fully reviewed all product operating manuals and procedures.

MANUFACTURER'S NOTE: The information printed in this brochure was based on the latest product information available at the time of publication approval. Godfrey Marine reserves the right to make changes at any time in prices, colors, materials, equipment, specifications and models, and to discontinue models without notice or obligation. All specifications are approximate and dimensions are nominal. Text may mention optional equipment which is not included as a standard item in a particular boat. Pictures and diagrams may also include available options. Please see your dealer for complete details about standard and optional equipment and currently available colors. 930444.1083

GODFREY
MARINE

22787 County Road 14
Elkhart, IN 46514
219/522-8381
219/522-5120 Fax