

HURRIOGANNE

N I N E T E E N N I N E T Y T W O



GODFREY
MARINE




TABLE OF CONTENTS

4 240 HURRICANE

6 236 FUNDECK

8 206 FUNDECK

10 226 FUNDECK

12 196 FUNDECK

14 226/196 FISH 'N' FUN

15 196 PRO STRIPER

16 2000 SUNDECK

18 205/185 CHALLENGER

Since 1974, Hurri- cane has been a leading innovator in open deck style boats. Today, our comprehensive selection of widebody boats give you maximum versatility, complete comfort and superb performance. Because Hurri- cane quality and innovations offer you so many fine features and so many ways to enjoy them, you get the greatest value for your boat- ing dollar.

We led the industry in our Fun Deck series of boats with the full fiberglass step-on self-draining decks. Hurri- cane's rear entry 206/236 Fun Deck models were also an industry first. And our new 19 and 22' Fish 'N' Fun boats give you the versatility of fishing from the bow or stern.

For 1992, Hurri- cane introduces the 240, the FD196 Pro Striper and the SD2000. Boats that are value-rich with special features for special needs. These boats continue the Godfrey tradition of innovation and industry leadership. Hurri- cane boats are first in comfort. From our convenient, optional porta potti to our colorful interiors, generous seating areas and roomy sunning platforms, Hurri- cane models give you superb all- day boating pleasure.

In order to ensure that Hurri- cane customers enjoy the top quality they deserve, we build almost all of our own components and make careful quality control checks throughout the manufacturing process. All models feature two layers of woven roving with

layers of glass fiber between for maximum durability. Every stress point is overlapped and reinforced. This careful design and engineering has earned Hurri- cane an excellent reputation for quality hull construction.

All models have Hurri- cane's wide- body modified V-hull for easy handling and superior performance with a stable, dry, comfortable ride. Choose OMC or Yamaha IO power or Yamaha OB power throughout Hurri- cane's product line.

Innovation. Comfort. Versatility. Performance. It's no wonder Hurri- cane manufactures the industry's most popular open deck style boats. Count on Hurri- cane for complete boating pleasure.

Anything else is second best.

- HULL DESIGN**
Two layer woven roving hull with layers of fiberglass between. Every stress point is overlapped and reinforced.
- HELM FIBERGLASS**
Advanced designed helms feature full instrument- ation and easy to reach con- trols.
- SNAP-IN CARPET**
Optional carpeting that snaps in and out for convenient cleaning and boat main- tenance.
- DECK/HULL CONSTRUCTION**
Deck joints are screw fastened to stay securely together year after year.
- GLASS NON-SKID DECKS**
Safe, non- skid decks allow board- ing and exits to be worry- free.
- UPHOLSTERY IN-HOUSE**
All Hurri- cane seating is quality made in our own factory.



SPECIFICATIONS

Length	24'
Beam	102"
Maximum Horsepower	300
Weight	3010 lbs.
Maximum Weight	2200 lbs.
Passengers/Capacity	14/2005



240

MIDSHIP

The new 240 Midship requires an open mind and a slight urge to make some waves.

A spacious walk-around deck allows everyone on board to move about freely and safely. The uniquely designed mid-cabin makes naps and overnight stays cozy and restful. All the comforts of home can be found with ample storage, interior lighting and a porta potti.

The fore and aft deck offer roomy seating with a galley featured in the bow cockpit. Add the optional bow table and snacks become easy to serve. The 240 offers many standard fea-

tures including: stainless railings, hydraulic steering, ski storage, in-floor storage lockers, docking lights, a 25-watt stereo system with six speakers and a spacious command center.

Options to complete your new 240 Midship are a canopy, full enclosure and protective dodgers. Add an optional compass, digital depth finder and anchor roller with rope locker and you are action-ready.

Create a little pier pressure with the innovative 240 from Hurricane. Make them look twice and stir up the waters at the same time.



STANDARD FEATURES

- Hydraulic steering with stainless pilot wheel
- Stainless deck railings
- Stainless hardware
- Automatic bilge pump switch
- Self-healing deck
- Mid Cabin with bed, porta potti, storage, dome light, cabin light, reading light
- Entry hatch and bi-fold door
- Ski locker in floor with hatch
- In-floor storage lockers with fiberglass hatches
- Galley with sink, and ice box
- Docking/landing bow lights
- 25-watt AM/FM cassette with weather channel, and 6 system-matched speakers
- Stainless gunwale rub rail
- Chart table with cover
- Level flotation
- Courtesy lights, galley light, stern storage compartment light

- Instrument panel with tachometer, speedometer, fuel gauge (unless Yamaha package)
- Rear entry boarding ladder

OPTIONS

- Aft curtain
 - Bimini stem canopy - standard-duty aluminum
 - Bimini stem canopy - stainless, equipped for curtains
 - Side and aft curtains
 - Bow Dodger canopy
 - Bimini/Dodger visor canopy
 - Bow sun lounge cushions
 - Bow anchor roller with rope locker
 - Bow table
 - Compass
 - Depth finder - digital
 - Sleep sack for berth
 - Bow lifting ring
- SEATING OPTIONS**
- Shown with optional stem "L" seating. Also available with two captain's chairs and rear lounge or two fishing seats and 94-quart rear cooler.



SPECIFICATIONS

Length	23' 0"
Beam	10'2"
Maximum Horsepower	260 hp
Weight	3900 lbs.
Maximum Weight	2200 lbs.
Passengers/Capacity	14/2005



Along all luxury-loving families! The deep V-hull 236 Fundeck 10 takes the big waves in fine style. Its 26-degree dead rise and wide beam smooth every cruise. Its unique design offers walk-around room and rear entry for swimming or skiing ease. Superb standards bow to stern include a new extended side seat. Hurricane's top-of-the-line deep V-hull FD236 Luxury Cruiser is the ideal boat for comfort, style and luxury. The generous 23-foot overall length means there's plenty of room for total relaxation as well as a variety of luxury features.

This innovative rear-entry model is easy to enter and exit making it ideal for swimming, skiing or just cruising. Plush seats are covered with long-wearing marine vinyl in a choice of popular shades and rugged marine carpeting is color-matched. Custom fit covers are provided for all upholstery. Coordinating exterior graphics complete the graceful styling for an eye-catching look. You won't find this level of luxury in any other open deck-style boat.

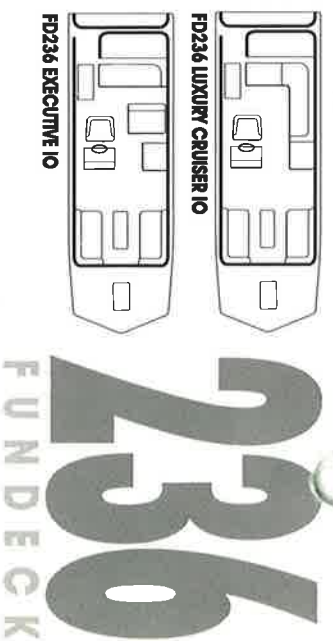


SIDE STORAGE
Roomy side storage compartments let you stow gear safely out of the way.

SKI STORAGE
This huge floor locker has over 36 cubic feet of storage space.

PORTA POTTI
Travel all day with the optional porta potti that stows easily in the cabin.

HELM
Full instrumentation and easy to reach controls.



STANDARD FEATURES

- Bilge blower
- Bilge pump
- Four bolted deck cleats with aluminum backing plates
- 50-gallon fuel system
- Horn
- 34-quart cooler
- 12-volt lighter
- Running lights
- Marine carpet
- Stainless fasteners
- Rear entry with folding ladder
- Deluxe steering wheel
- Deck joint fastened with stainless steel screws
- Canopy with boot
- Non-skid entry steps
- L-shaped rear lounge
- Stainless steel bow and stern eyes
- Covers for all upholstery and helm
- Full instrumentation with speedometer and tachometer
- Docking lights
- Anodized rails
- Refreshment center
- Four swing-in gates
- Illuminated dash
- Storage compartment
- Ski storage
- Anchor storage
- Swivel pilot seat with steel frame and fore and aft adjustment
- Bow lounge seats with storage
- Pedestal table
- Refreshment center with portable cooler, sink, hand pump, fresh water or optional extended stern port seat in lieu of refreshment center

OPTIONS

- Automatic bilge pump switch
- AM/FM cassette
- Color-coordinated canopy
- Color-coordinated covers
- Compass
- Depth finder - digital
- Dual steering
- Fish/Depth finder - ICR graph
- Gas grill
- Halon system
- Hex table
- Interior lights
- Playpen cover
- Snap-in carpet
- Windshield - FD Executive helm
- Porta potti (Luxury Cruiser models only)
- Hydraulic steering



SPECIFICATIONS

MODEL	OB	IO
Length	20' 8"	20' 8"
Beam	96"	96"
Maximum Horsepower	150	235
Weight	2045 lbs.	2980 lbs.
Passengers/Capacity	10/1400	12/1550



Hurricane ver-

satility in IO or out-board Fun Deck Executive and Luxury Cruiser models give you the enclosed deck roominess of a pontoon with the high-performance modified V-hull of a power boat.

These stylish 21-foot cruisers feature convenient two-position canopy design that rolls out for sun protection or folds into the radar arch position shown here. Comfortable seating for everyone in the family

helps ensure a soft

ride while swimming, sunbathing, fishing or cruising. Rated for up to 235 IO horsepower, or 150 outboard, the Fun Deck 206 lets you open the throttle and take two skiers out of the hole at once.

In addition to Luxury Cruiser standard equipment, Executive models feature bow lounge seats with storage, 2035 swing-back seat with ice chest, and a pedestal table.

STERN STORAGE

Easy access to stored gear.

TRASH BAG HOLDER

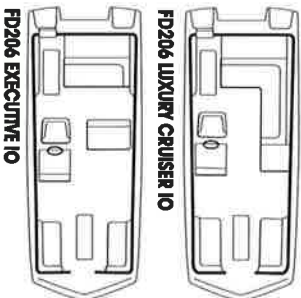
Put your trash in this convenient holder that pulls out from the helm.

HELM

FD206 IO has full instrumentation, shown here with optional AM/FM cassette.

REAR ENTRY


This eurostyle stern has a rear entry door with a folding swim ladder.



206
FUNDECK

STANDARD FEATURES

- Deluxe steering wheel
- Deck joint stainless; screw fastened
- Convertible canopy
- Rear entry with folding ladder
- Non-skid entry steps
- L-shaped rear lounge
- Stainless steel bow and stern eyes
- Covers for all upholstery and helm
- Two-layer woven roving hull
- Two-color gelcoat hull
- Two floor storage compartments
- Basic flotation
- NMMA Certified
- Bilge pump
- Anodized rails
- Horn
- Designer interior
- Convenient drink holders
- Adjustable, swivel pilot seat
- Helm bottle storage
- Stainless steel fasteners
- Under seat storage
- Four swing-in gates
- Navigation lights
- Heavy-duty laminated floor
- Four bolted deck cleats with aluminum backing plates
- Battery holder
- Bilge blower
- 29-gallon in-floor fuel tank
- IO Models also include:
 - Full instrumentation with speedometer, tachometer and temperature gauge
 - Oil pressure gauge
 - Trim gauge
 - Amp gauge
 - Bilge blower
 - Cooler
 - Teak lids on floor storage
- DELUXE PACKAGE - OB only:
 - Docking lights, interior lights, instrument panel, AM/FM with two speakers.
- DELUXE PACKAGE - IO only:
 - Interior lights, AM/FM cassette with two speakers, color-coordinated canopy.



SPECIFICATIONS

MODEL	OB	IO
Length	22'	22'
Beam	91.5"	91.5"
Maximum Horsepower	200	235
Weight	2050 lbs.	2950 lbs.
Passengers Capacity	13/17/45	12/15/90

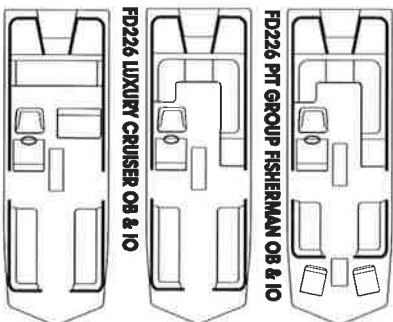
Whether your family enjoys fishing, skiing, entertaining or cruising, Luxury Cruisers give you maximum versatility, excellent quality and the stability you've come to expect from Hurricane.

These Cruisers have everything you need for a great day on the water including full stern pit group seating that makes relaxing with your family a real treat. The functional refreshment module with a handy ice chest and sink makes serving

lunch or snacks a breeze. An optional concealed porta potti with privacy curtain ensures all-day comfort.

Luxury Cruisers have plenty of space for the ultimate in boating. Cruise, swim, ski and entertain in total comfort and enjoy the quick, high-performance modified V-hull. Choose the spunky 226 IO with up to 235 horsepower or the OB model with up to 200 horsepower.

lunch or snacks a breeze. An optional concealed porta potti with privacy curtain ensures all-day comfort.



226 FUNDECK

FD226 EXECUTIVE OB & IO

FD226 LUXURY CRUISER OB & IO

FD226 PT GROUP FISHERMAN OB & IO

SEAT COVERS

Custom-fit seat covers are standard on all Fundeck models.

TWIN BOW BUCKET SEATS

Luxury Cruiser and Executive models also available with twin bow swivel seats in lieu of lounge.

NON-SKID DECKS

Board and exit safety with non-skid decks.

SEALED HATCH

Below deck storage is kept clean and dry with optional sealed floor hatches.

SNAP-IN CARPET

Convenient for cleaning and maintaining your boat.

PORTRIA POTTI

Ensures complete convenience with optional porta potti concealed in its own storage area.

STANDARD FEATURES

See FD196 for additional standards available.

- Deluxe fiberglass helm with trash bag holder
- 9100 pilot seat with fore and aft adjustment and swivel
- Deluxe rail graphics
- Deluxe table
- Convertible canopy with boot
- Running lights
- 29-gallon fuel tank
- Plush carpet
- Lifetime warranty on wood in furniture
- Horn
- Rear ladder

DELUXE PACKAGE - OB only:

- Docking lights, interior lights, instrument panel, AM/FM with two speakers
- DELUXE PACKAGE - IO only:
- Interior lights, AM/FM cassette with two speakers, color-coordinated canopy

FD226 Luxury Cruiser available in three floor-plans:

- EXECUTIVE with twin full bow lounges
- ENTERTAINER with port twin swivel seats, table and starboard lounge
- PT GROUP Fisherman with twin bow lounges, twin bow bass fishing seats and livewell

OPTIONS

- Automatic bilge pump switch
- AM/FM cassette
- Color-coordinated canopy
- Color-coordinated covers
- Compass
- Depth finder - digital
- Docking lights
- Dual steering
- Fish/Depth finder - LCR graph
- Fuel tank - 50-gallon
- Gas grill
- Halon system
- Hex table
- Instrument panel (O/B models)
- Interior lights
- Playpen cover
- Sealed floor lids
- Snap-in carpet
- Table base
- Windshield - FD Executive helm
- Porta potti (Luxury Cruiser models only)
- Hydraulic steering

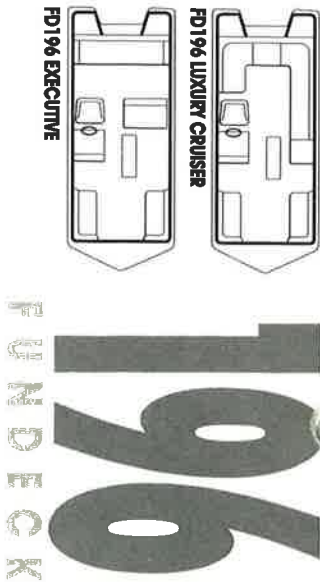




SPECIFICATIONS

MODEL	OB
Length	18' 10"
Beam	90.5"
Maximum Horsepower	150
Weight	1850 lbs.
Passengers/Capacity	9/1295

FD196 Executive OB



When it comes to full boating pleasure, Hurricane has it all. Here's a cruising boat that combines the space and convenience of a pontoon with the fun and versatility of a power boat. Hurricane's exclusive widebody modified V-hulls give you high speed performance, superb handling with tight, flat cornering and a stable ride like no other boat on the market today.

Standard features such as swing-

back seating and an inviting stern pit group make comfort and convenience a special feature of the 196.

Add optional color-coordinated canopy and seat covers to keep you and your furniture protected. A portapotti (Luxury Cruis-

ers only), snap-in carpet, docking lights and gas grill are just a few other options that make your FD196 a dream boat.

SWING-BACK SEAT

Change the direction of seating easily with our swing-back seat.

CANOPY HIDEAWAY

Put the canopy top away and out of sight quickly and trouble-free.

STERN LOUNGE

Roomy and comfortable. Enter-tain in style.

SEAT COVERS

Custom-fit seat covers are standard equipment on all FunDeck models.



STANDARD FEATURES

- 29-gallon under floor gas tank
- Stainless steel bow and stern eyes
- Three gates
- Stainless steel fasteners
- Full stern pit group
- Stern storage areas
- Seat cover package for all seats and helm
- Anodized railings
- In-floor storage
- Bow seating
- Deluxe steering wheel
- Deck joint fastened with stainless steel screws
- Outboard switch panel
- Two-layer woven roving hull
- Two-color gelcoat hull
- Hide-away outboard motor well
- Floor storage compartment with hinged teak cover
- NMMA Certified
- Bilge pump

DELUXE PACKAGE - 10

- only:
- Interior lights, AM/FM cassette with two speakers, color-coordinated canopy

OPTIONS

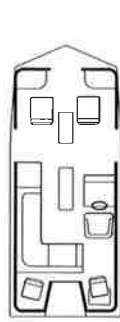
- Automatic bilge pump switch
- AM/FM cassette
- Color-coordinated canopy
- Color-coordinated covers
- Compass
- Depth finder - digital
- Docking lights
- Dual steering
- Fish/Depth finder - LCR graph
- Fuel tank - 50-gallon
- Gas grill
- Halon system
- Hex table
- Instrument panel (OB models)
- Interior lights
- Playpen cover
- Sealed floor lids
- Snap-in carpet
- Table base
- Windshield - Executive helm
- Porta potti (Luxury Cruiser models only)
- Hydraulic steering

DELUXE PACKAGE - OB only:

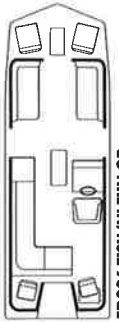
- Docking lights, interior lights, instrument panel, AM/FM with two speakers

SPECIFICATIONS

MODEL	196 OB	226 OB
Length	18'10"	22'
Beam	90.5"	91.5"
Maximum Horsepower	150	200
Weight	1850 lbs.	2100 lbs.
Passengers/Capacity	6/880	13/1745



FD196 FISH 'N' FUN OB




FD226 FISH 'N' FUN OB

226196

FISH 'N' FUN FISH 'N' FUN

FD226 Fish 'N' Fun OB - Shown with optional extended side seat in lieu of refreshment center.



SUN LOUNGE
Turn your seat into a sun lounger in seconds.

HELM STORAGE
Stores your ice chest conveniently out of the way.

LIVEWELL
An aerated livewell protects the freshness of your catch.

HELM
Full instrumentation and easy to reach controls. Shown with optional Deluxe Package featuring fish finder and AM/FM cassette player.

FD196 Fish 'N' Fun OB Shown with optional extended side seat in lieu of refreshment center.
DELUXE PACKAGE - OB only.
Docking lights, interior lights, instrument panel, AM/FM with two speakers.

STANDARD FEATURES

- Stainless steel fasteners
- Stern pit group with chaise lounge
- Stern battery storage for two batteries
- Seat cover package for all seats and helm
- Anodized railings
- In-floor storage
- Refreshment center module with portable cooler

- Built-in tackle drawers
- Bow in-floor livewell
- Two stern swivel fishing seats
- Two bow swivel fishing seats
- Trolling motor plug
- 226 also includes:
 - Deluxe fiberglass helm with trash bag holder
 - Composite table

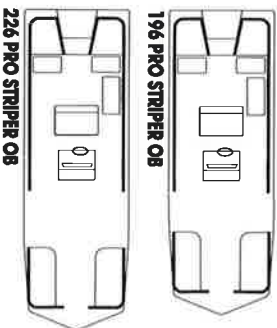
- Convertible canopy with boot
- Running lights
- Lifetime warranty on wood in furniture
- Horn
- Rear ladder
- 29-gallon under floor gas tank
- Three gates
- Stainless steel bow and stern eyes

on the water.
Now there's a way to keep the whole family happy. It's Hurricane's double-duty Fun-deck, the FD196 Fish 'N' Fun.

Whether you're heading out for a day of fishing or just relaxing with your family, the 1992 Hurricane Fish 'N' Fun has everything you need for great fun

SPECIFICATIONS

MODEL	196 PS	226 PS
Length	18' 10"	22'
Beam	90.5"	91.5"
Maximum Horsepower	150	200
Weight	1850 lbs.	2100 lbs.
Passengers Capacity	9/1295	9/1295



196 PRO STRIPER

ROD STORAGE
 Provided on Command Center and along port gun-wale and in sealed floor compartment.



LIVE BAIT WELL
 Big 35-gallon live bait well, fiber-glass-lined with aerator.



STORAGE
 Above-deck storage under stern jump seats.



STORAGE SEATS
 Two 94-quart Igloo coolers with seat cushions.

SWING-BACK SEAT
 Versatile swing-back seat with liner.

A top pro Stripper fisherman designed the new 196 Pro Stripper OB with what he'd want: big fresh baitwell, total comfort seating, 360-degree walk-around, helm space for instruments, extra battery storage and more. It's safe, stable and just fine for family boating.

STANDARD FEATURES

- Deck joint fastened with stainless steel screws
- Anodized rails
- NIMA Certified
- Bilge pump
- Two layer woven roving hull
- Stainless fasteners
- Stainless steel bow and stern eyes
- 35-gallon fully insulated bait tank
- Two 94-quart Igloo coolers with seat cushions
- Canopy with boot
- Rail mount rod holder
- In-floor storage
- In-floor battery storage
- Trolling motor recept. plug
- Swing-back pilot seat with liner
- 29-gallon built-in fuel tank

OPTIONS

- Snap-in carpet
- Radio with two speakers
- Compass
- 2 1/4" digital depth finder
- Five interior lights
- Docking lights
- Fire extinguisher
- Helm windshield with stainless grab bar
- Livewell in swing-back seat



SPECIFICATIONS

Length	20' 8"
Beam	96"
Maximum Horsepower	230
Weight	2890 lbs.
Passengers/Capacity	12/1650



Step up to the ultimate: the new 2000 SunDeck Special Edition. This sleek power-house offers low profile styling and all the comforts of Hurricane.

STANDARD FEATURES

- Special Edition color
- 29-gallon fuel tank
- 34-quart portable cooler
- 25-watt stereo/cassette with power amp
- Advanced tilt steering wheel
- Powder coated chair bases with heavy-duty sliders and swivels
- Bow interior lights
- Color-coordinated canopy with hide-a-way compartment
- Driver and mates helm windshield
- Euro-style upholstery
- Gelcoated engine compartment with anodized aluminum tread plate
- Indirect lighting in bow area
- Mid-step in stern with bumper storage
- Port side entry step
- Snap-in carpet in ski storage area
- Stainless steel rails
- Stern life jacket storage bag
- Through-bolted aluminum engine mounts

OPTIONS

- Bow canopy wind screen
- Bow sun lounge cushion
- Bow table
- Bumpers
- Cockpit heater
- Depth finder - digital
- Halon system
- Storage cover

SUNDECK 2000

BOW STORAGE

Stow your gear up front with handy bow storage.

HELM

Full instrumentation and easy to reach controls.


BUILT-IN ICE CHEST

Keep the cooler safely out of the way with built-in compartment.

ENGINE COMPARTMENT AND STORAGE AREA

Store the canopy and other gear in easy to reach rear storage.





SPECIFICATIONS	
MODEL	205 185
Length	20' 8" 18' 9"
Beam	96" 89"
Maximum Horsepower	230 175
Weight	2890 lbs. 2585 lbs.
Passengers/Capacity	12/1650 8/1100

SD185 Challenger



205 | 185

CHALLENGER



BOW CUSHION

A roomy and inviting bow seating is perfect for relaxing.

HELM

Full instrumentation and easy to reach controls.

REAR CANOPY STORAGE

The optional color-coordinated canopy folds neatly into its own storage area under the aft deck.

BOW SUN CUSHION

With the optional center sun cushion in place, this roomy bow seating becomes a full sunning area.

FLOOR STORAGE

This carpeted, high-end teak floor storage compartment has plenty of room for skis, life vests and fishing gear.



Here's big pleasure for smaller budgets. The 205 (above) and 185 (left) Challengers with stern drive have full features, including a hide-away canopy. They give top performance for fishing, skiing, cruising. You get all the best of deck-style boating. For less!

STANDARD FEATURES

- Swivel bucket seats
- Glove compartment
- Instrument panel - speedometer, amp meter, tachometer, oil pressure, fuel, trim, temperature
- Rear sun deck
- Bow entry
- Stern storage
- Floor storage
- 34-quart portable cooler

OPTIONS

- AM/FM cassette with two speakers
- 29-gallon fuel tank
- Rear boarding ladder
- Bow storage
- Battery holder
- Bilge pump
- Bilge blower
- Canopy - hide-a-way color-coordinated
- Depth finder - digital
- Gunwale storage net
- Halon system
- Interior lights
- Storage cover
- Two-tone deck/hull
- Windshield - Bow Ventur, pilot and mates



NOTE: Godfrey Marine recommends no person operate these products before taking a USCG-approved course in safe boat handling procedures or its equivalent and without having fully reviewed all product operating manuals and procedures.

MANUFACTURER'S NOTE: The information printed in this brochure was based on the latest product information available at the time of publication approval. Godfrey Marine reserves the right to make changes at any time in prices, colors, materials, equipment, specifications and models, and to discontinue models without notice or obligation. All specifications are approximate and dimensions are nominal. Text may mention optional equipment which is not included as a standard item in a particular boat. Pictures and diagrams also include available options. Please see your dealer for complete details about standard and optional equipment and currently available decors.

GODFREY
M A R I N E

22787 County Road 14

Elkhart, IN 46516

219/522-8381

FAX: 219/522-5120

Printed in USA - 11/91 15118G