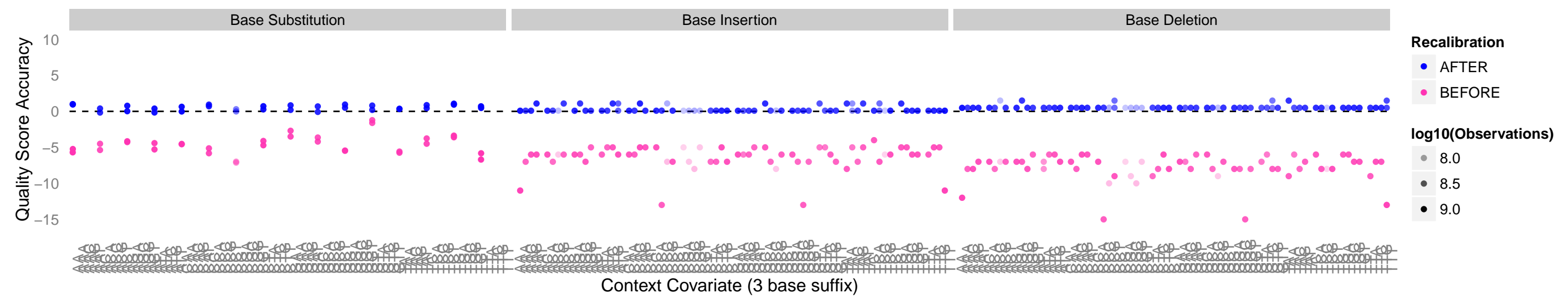
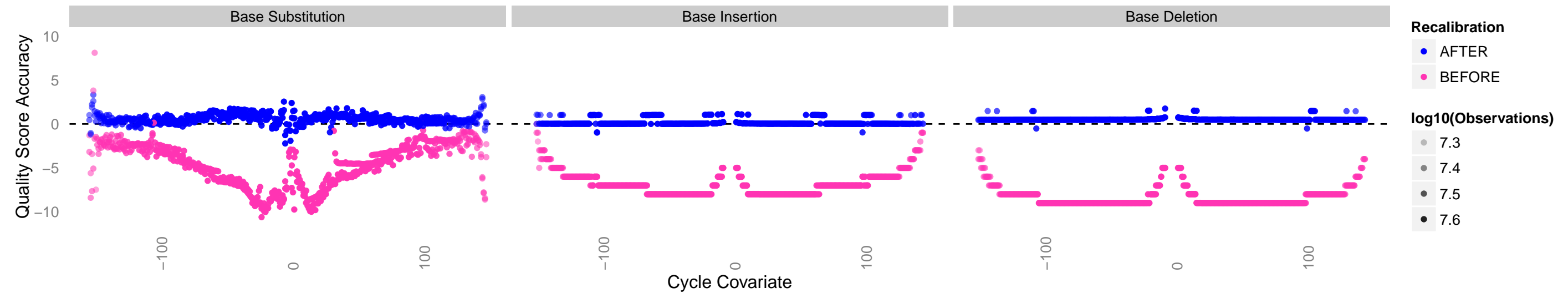
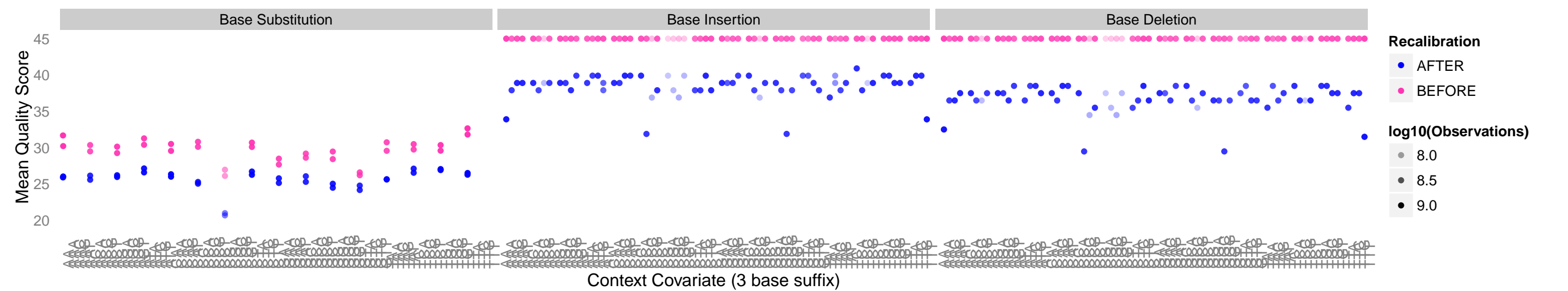
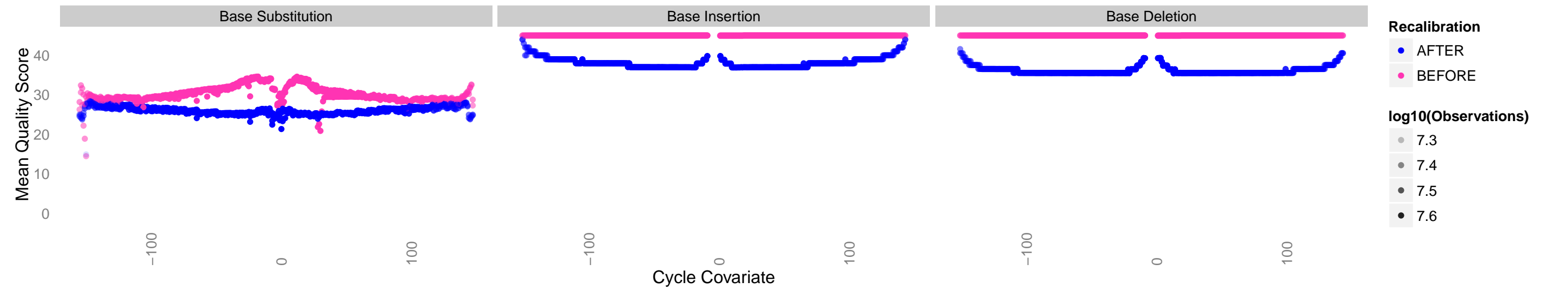
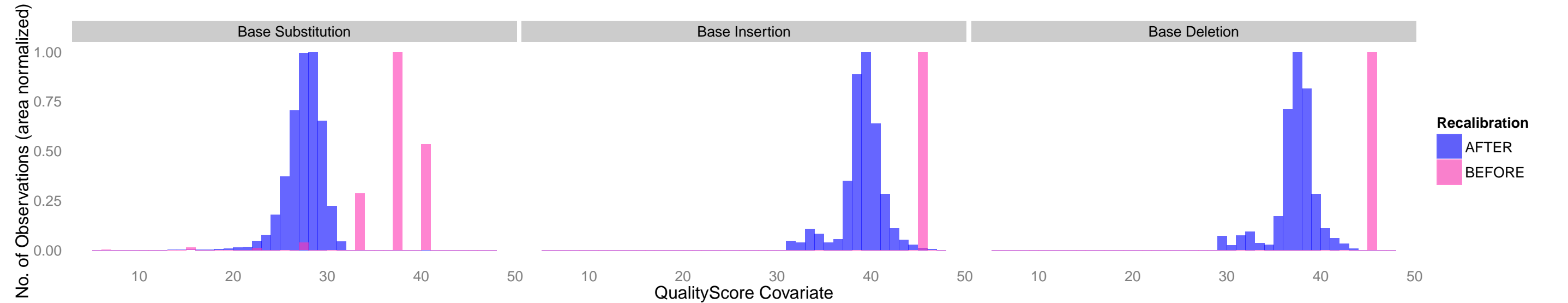


<b>Argument</b>	<b>Value</b>
binary_tag_name	None
covariate	ReadGroup,QualityScore,Context,Cycle
default_platform	None
deletions_default_quality	45
force_platform	None
indels_context_size	3
insertions_default_quality	45
low_quality_tail	2
maximum_cycle_value	500
mismatches_context_size	2
mismatches_default_quality	-1
no_standard_covs	false
quantizing_levels	16
run_without_dbsnp	false
solid_nocall_strategy	THROW_EXCEPTION
solid_recal_mode	SET_Q_ZERO





Overall error rates by event type

ReadGroup	1	1	1	2	2	2
EventType	M	I	D	M	I	D
EmpiricalQuality	25.0	38.0	37.0	25.0	38.0	37.0
EstimatedQReported	30.1	45.0	45.0	29.3	45.0	45.0
Observations	1.28e+10	1.28e+10	1.28e+10	1.23e+10	1.23e+10	1.23e+10
Errors	3.80e+07	2.00e+06	2.81e+06	4.15e+07	1.92e+06	2.70e+06

Error rates by event type and initial quality score

ReadGroup	QualityScore	EventType	EmpiricalQuality	Observations	Errors
1	6	M	7	25331127	5192585.9
1	15	M	13	78724406	3995151.6
1	22	M	21	74419595	643042.0
1	27	M	23	248669061	1222596.8
1	33	M	26	1930417519	5248615.8
1	37	M	27	6812351251	13309556.0
1	40	M	26	3644582571	8362604.8
1	45	I	38	12814495530	1996711.2
1	45	D	37	12814495530	2814834.8
2	6	M	6	31654110	7739550.1
2	15	M	13	97818418	5406780.6
2	22	M	20	78160729	862714.3
2	27	M	22	257140059	1563235.8
2	33	M	25	1899529128	5390894.2
2	37	M	27	6509794514	12619453.3
2	40	M	26	3463491750	7897161.3
2	45	I	38	12337588708	1916530.6
2	45	D	37	12337588708	2697584.0