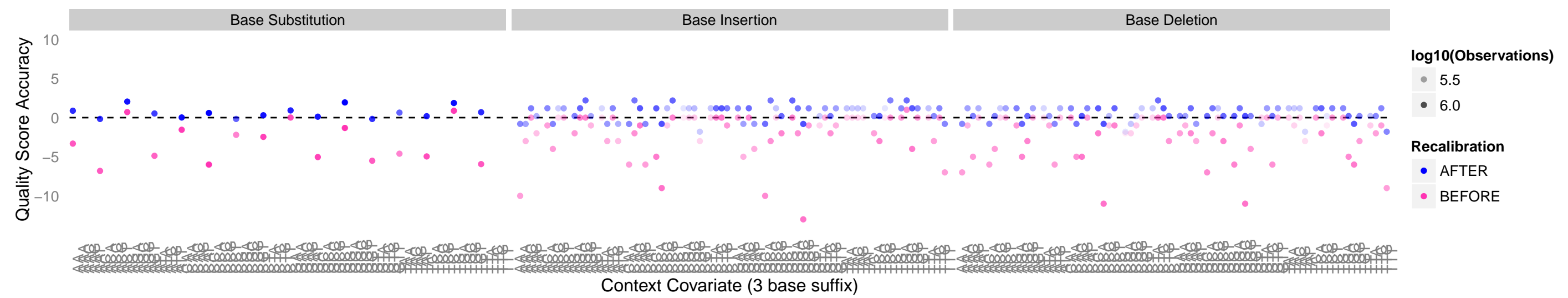
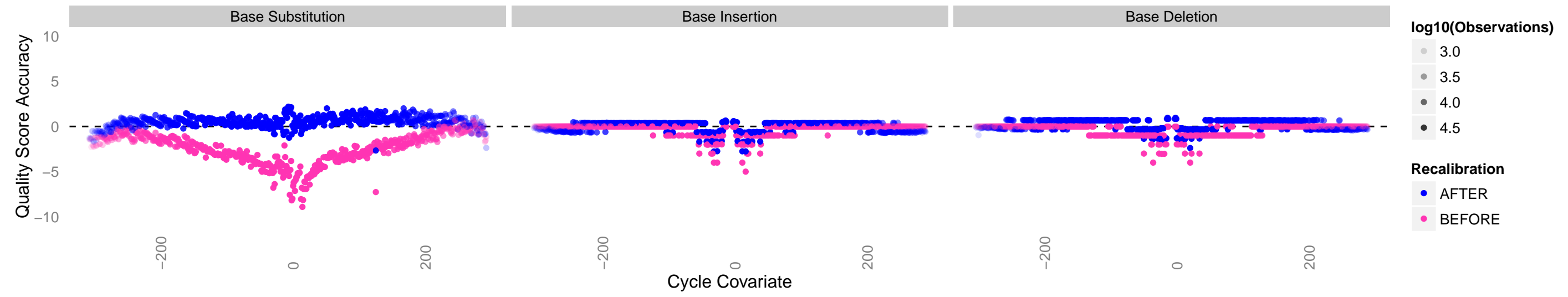
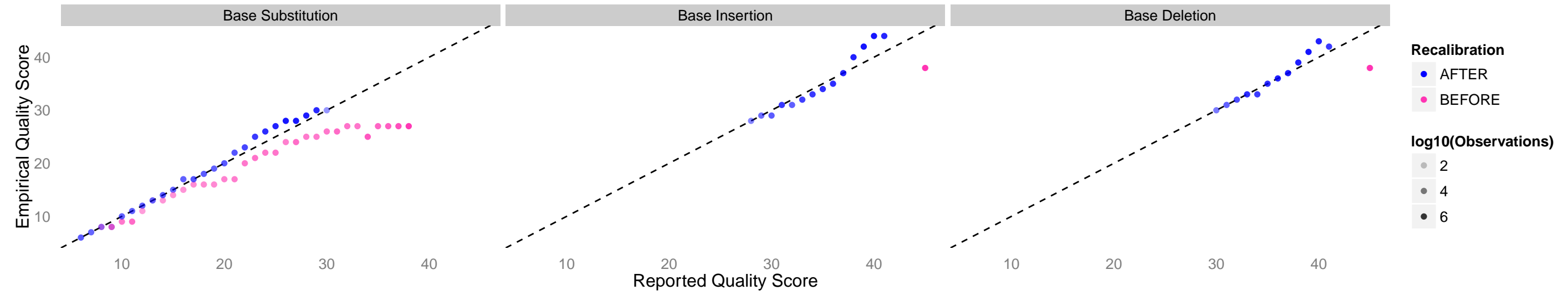
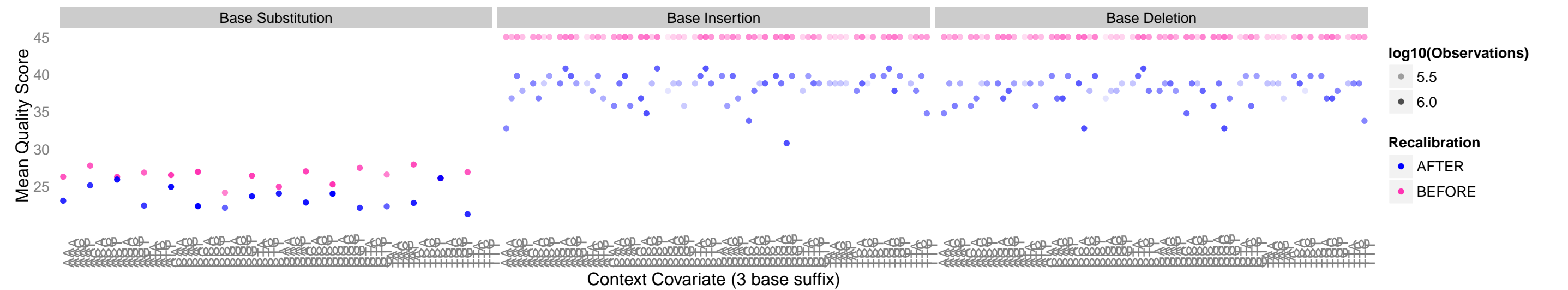
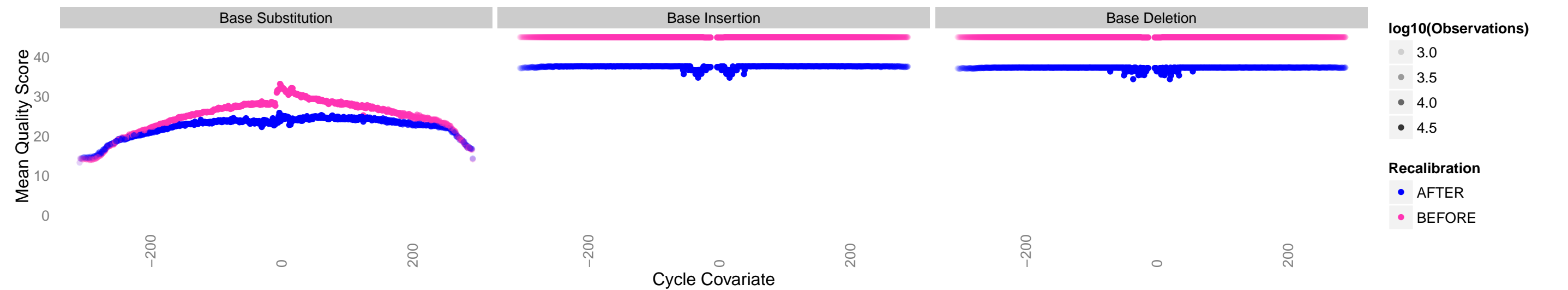
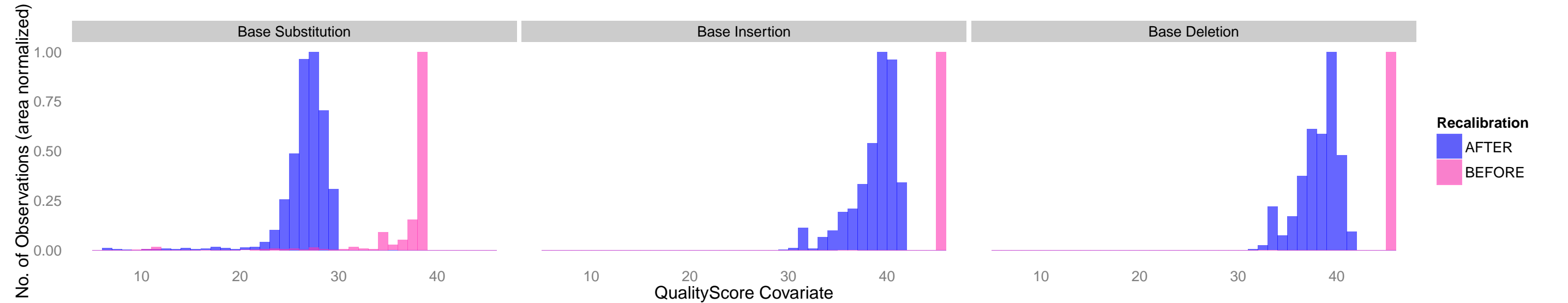


<b>Argument</b>	<b>Value</b>
binary_tag_name	None
covariate	ReadGroup,QualityScore,Context,Cycle
default_platform	None
deletions_default_quality	45
force_platform	None
indels_context_size	3
insertions_default_quality	45
low_quality_tail	2
maximum_cycle_value	500
mismatches_context_size	2
mismatches_default_quality	-1
no_standard_covs	false
quantizing_levels	16
run_without_dbsnp	false
solid_nocall_strategy	THROW_EXCEPTION
solid_recal_mode	SET_Q_ZERO





Overall error rates by event type

<b>ReadGroup</b>	<b>unit1</b>	<b>unit1</b>	<b>unit1</b>
<b>EventType</b>	<b>M</b>	<b>I</b>	<b>D</b>
<b>EmpiricalQuality</b>	23.0	38.0	38.0
<b>EstimatedQReported</b>	26.4	45.0	45.0
<b>Observations</b>	3.16e+07	3.16e+07	3.16e+07
<b>Errors</b>	1.57e+05	4.77e+03	5.47e+03

### Error rates by event type and initial quality score

ReadGroup	QualityScore	EventType	EmpiricalQuality	Observations	Errors
unit1	8	M	8	586	86.44
unit1	9	M	8	105579	15333.16
unit1	10	M	9	134565	17378.69
unit1	11	M	9	380010	44400.94
unit1	12	M	11	6281	509.08
unit1	13	M	13	12	0.00
unit1	14	M	13	13409	636.64
unit1	15	M	14	14381	616.77
unit1	16	M	15	12558	416.61
unit1	17	M	16	25701	658.36
unit1	18	M	16	37323	1073.71
unit1	19	M	16	32530	917.34
unit1	20	M	17	55362	1060.46
unit1	21	M	17	91277	1697.71
unit1	22	M	20	133264	1427.34
unit1	23	M	21	219763	1674.04
unit1	24	M	22	164762	1175.49
unit1	25	M	22	169701	1058.00
unit1	26	M	24	70166	326.43
unit1	27	M	24	317161	1449.18
unit1	28	M	25	107559	389.29
unit1	29	M	25	101504	350.57
unit1	30	M	26	131055	372.93
unit1	31	M	26	368614	1039.12
unit1	32	M	27	208148	466.55
unit1	33	M	27	147505	409.58
unit1	34	M	25	1980141	5753.06
unit1	35	M	27	586984	1339.47
unit1	36	M	27	1133496	2424.90
unit1	37	M	27	3319761	6653.20
unit1	38	M	27	21496211	45706.57
unit1	45	I	38	31565369	4771.00
unit1	45	D	38	31565369	5472.49