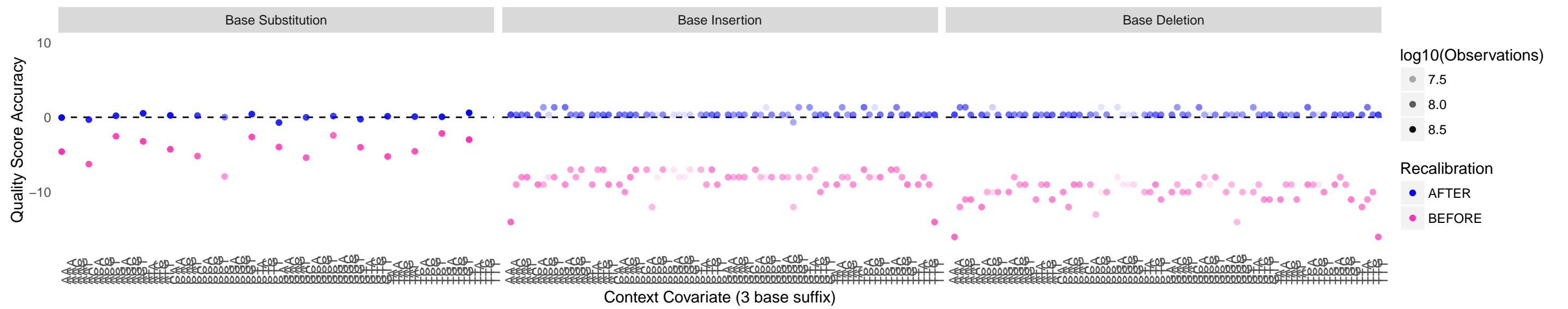
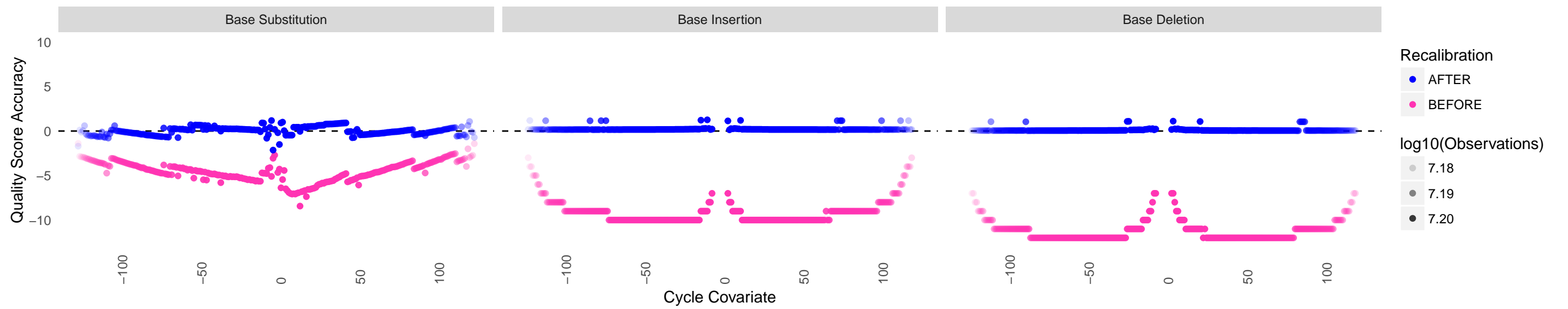
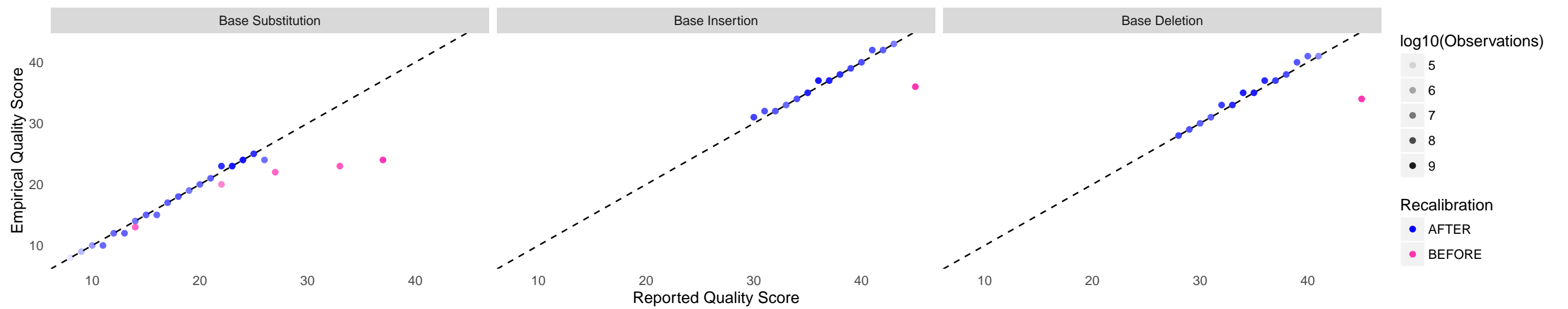
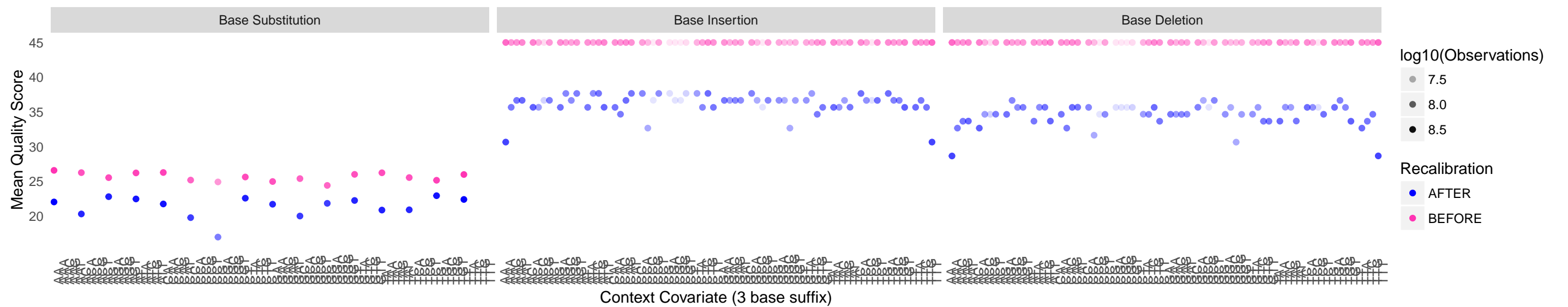
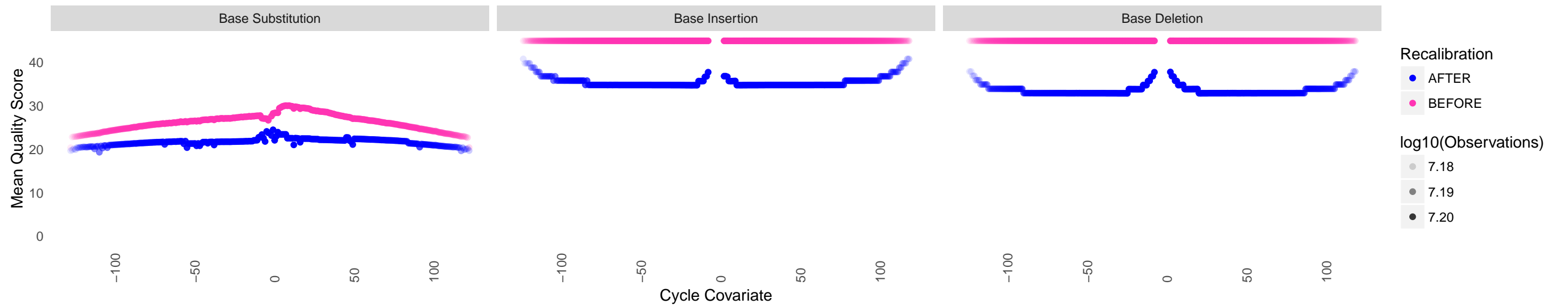
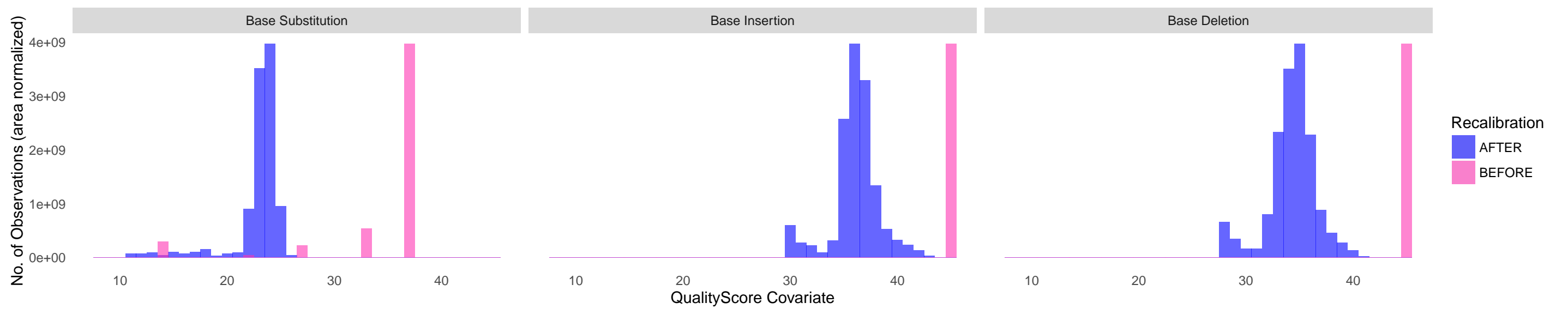


Argument	Value
binary_tag_name	None
covariate	ReadGroup,QualityScore,Context,Cycle
default_platform	None
deletions_default_quality	45
force_platform	None
indels_context_size	3
insertions_default_quality	45
low_quality_tail	2
maximum_cycle_value	500
mismatches_context_size	2
mismatches_default_quality	-1
no_standard_covs	false
quantizing_levels	16
run_without_dbsnp	false
solid_nocall_strategy	THROW_EXCEPTION
solid_recal_mode	SET_Q_ZERO





Overall error rates by event type

ReadGroup	G02C07	G02C07	G02C07
EventType	M	I	D
EmpiricalQuality	22.0	36.0	34.0
EstimatedQReported	25.8	45.0	45.0
Observations	3.97e+09	3.97e+09	3.97e+09
Errors	2.77e+07	1.02e+06	1.60e+06

Error rates by event type and initial quality score

ReadGroup	QualityScore	EventType	EmpiricalQuality	Observations	Errors
G02C07	14	M	13	230128203	10724602.1
G02C07	22	M	20	33128223	339532.2
G02C07	27	M	22	180883794	1168108.9
G02C07	33	M	23	422482618	2013087.1
G02C07	37	M	24	3103938597	13422494.9
G02C07	45	I	36	3970561435	1015705.4
G02C07	45	D	34	3970561435	1598267.1