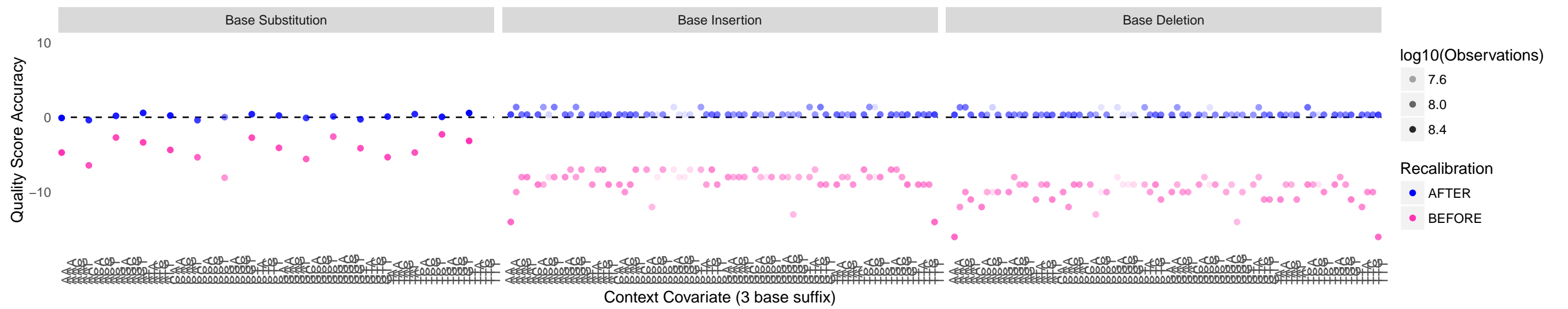
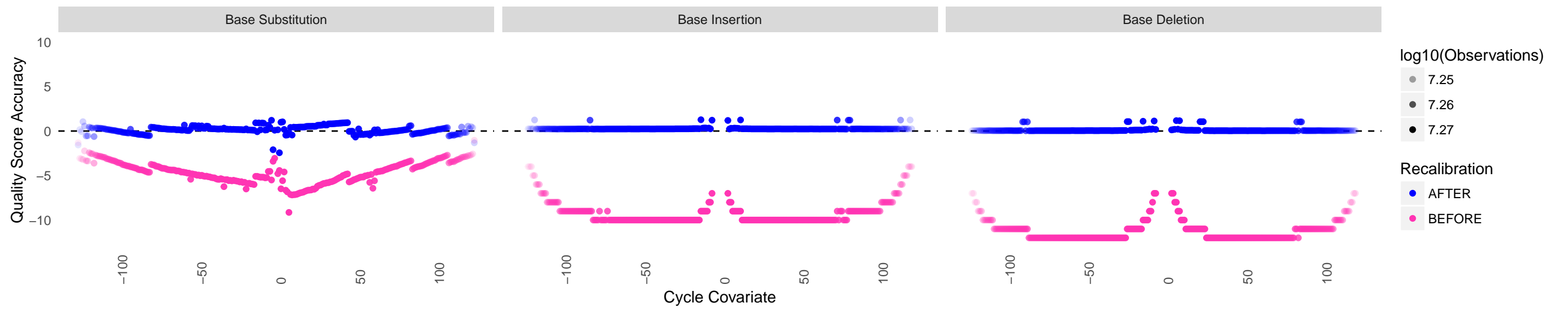
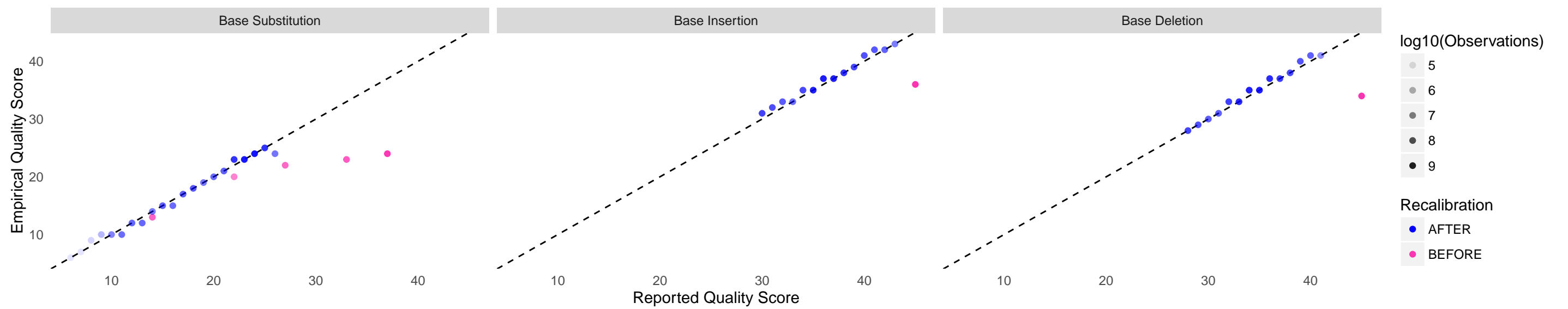
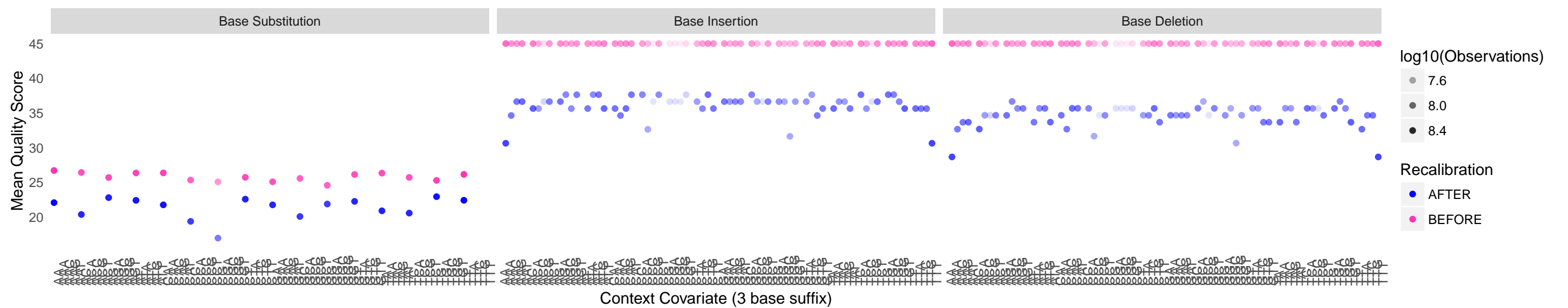
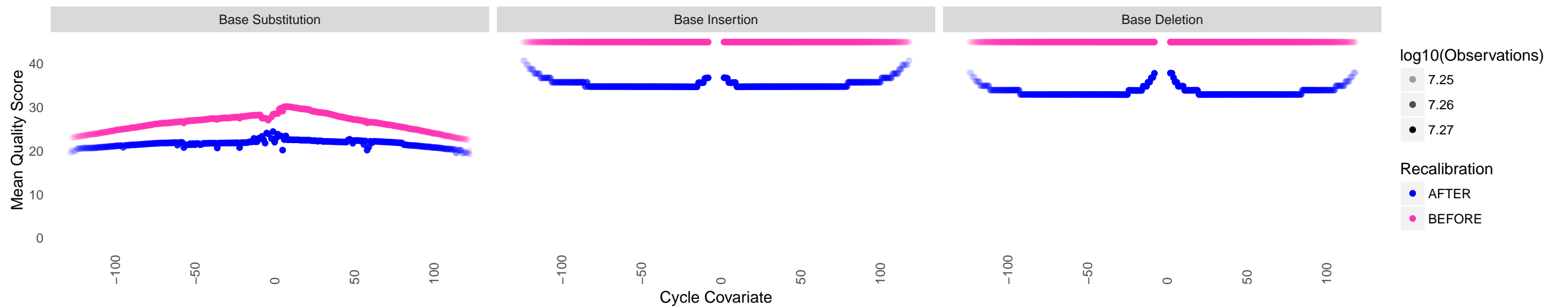
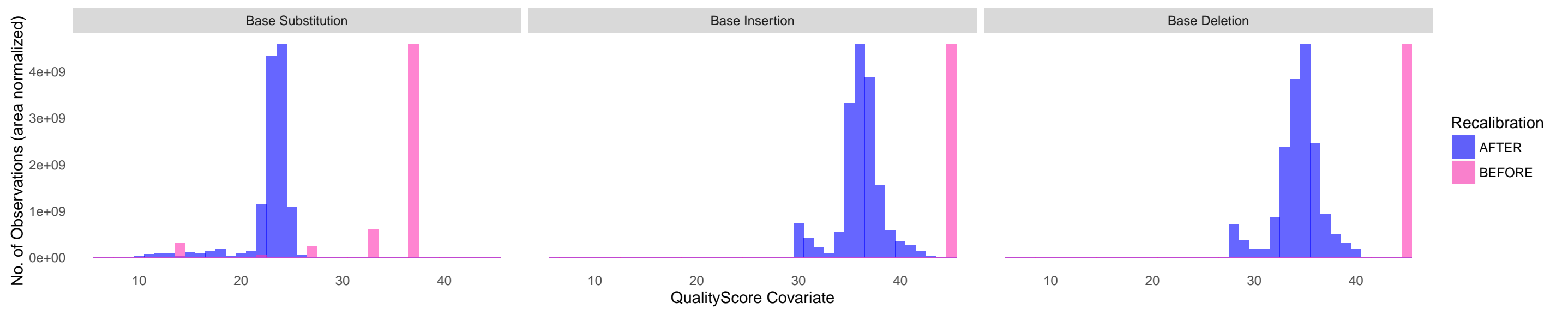


Argument	Value
binary_tag_name	None
covariate	ReadGroup,QualityScore,Context,Cycle
default_platform	None
deletions_default_quality	45
force_platform	None
indels_context_size	3
insertions_default_quality	45
low_quality_tail	2
maximum_cycle_value	500
mismatches_context_size	2
mismatches_default_quality	-1
no_standard_covs	false
quantizing_levels	16
run_without_dbsnp	false
solid_nocall_strategy	THROW_EXCEPTION
solid_recal_mode	SET_Q_ZERO





Overall error rates by event type

ReadGroup	G01A06	G01A06	G01A06
EventType	M	I	D
EmpiricalQuality	22.0	36.0	34.0
EstimatedQReported	25.9	45.0	45.0
Observations	4.59e+09	4.59e+09	4.59e+09
Errors	3.17e+07	1.19e+06	1.85e+06

Error rates by event type and initial quality score

ReadGroup	QualityScore	EventType	EmpiricalQuality	Observations	Errors
G01A06	14	M	13	256712848	11973530
G01A06	22	M	20	39746271	407218
G01A06	27	M	22	201728304	1321868
G01A06	33	M	23	485794623	2343535
G01A06	37	M	24	3610985592	15681127
G01A06	45	I	36	4594967638	1193566
G01A06	45	D	34	4594967638	1849300