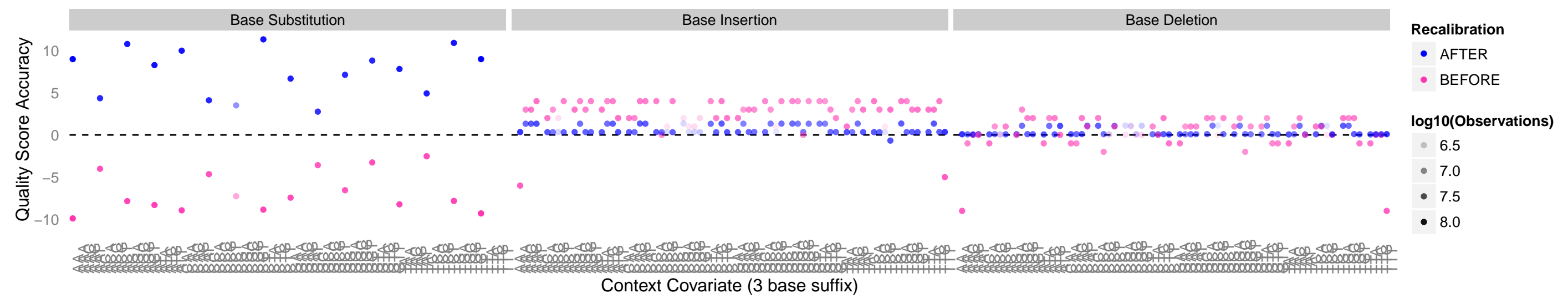
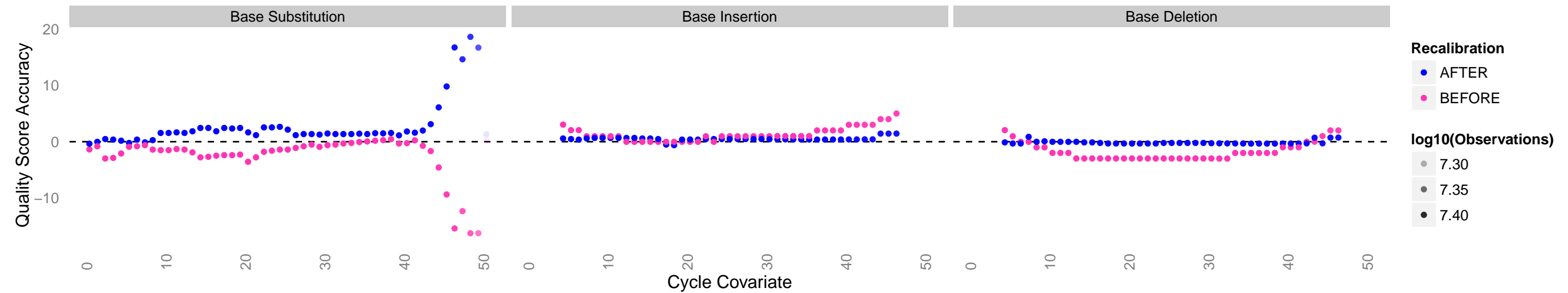
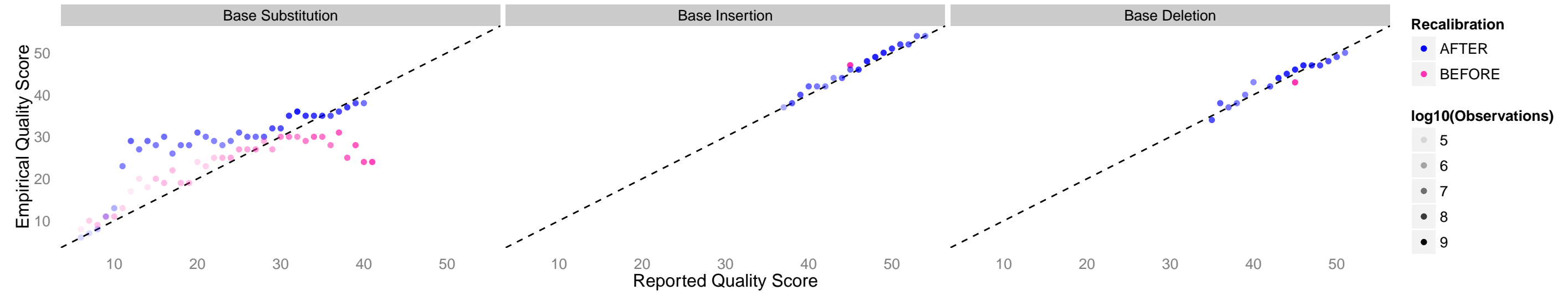
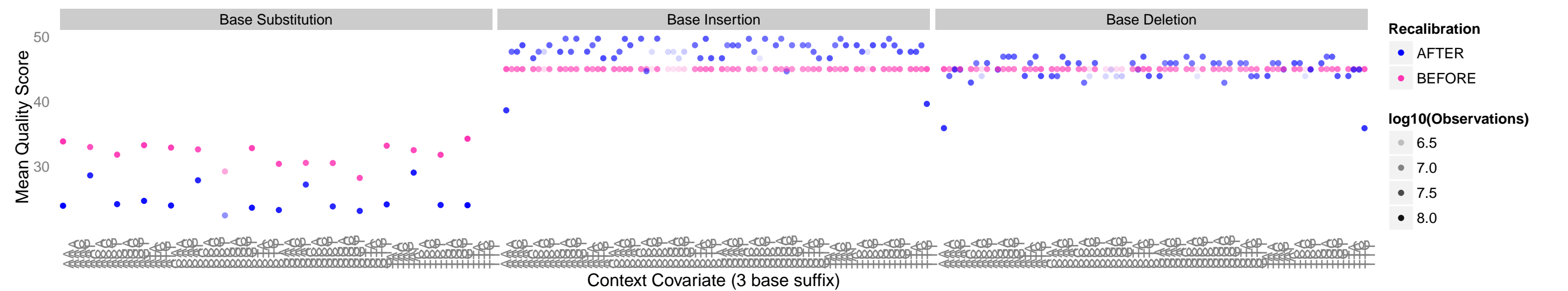
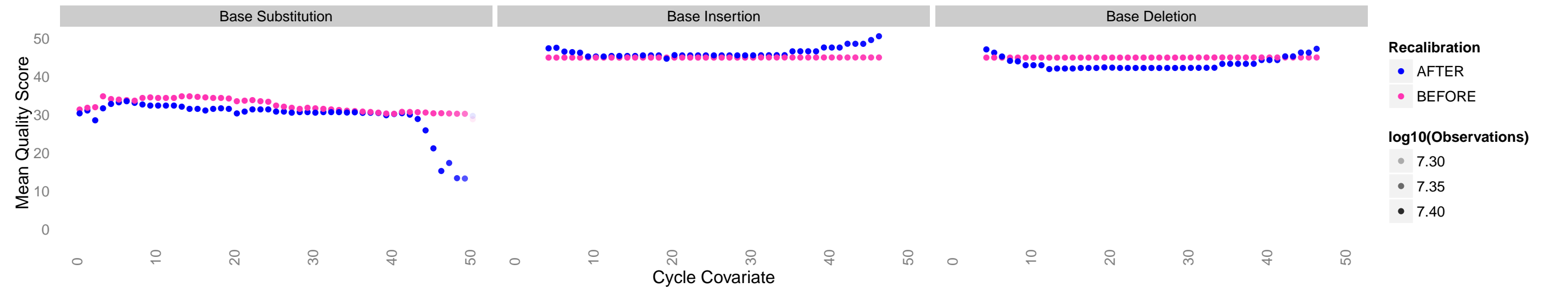
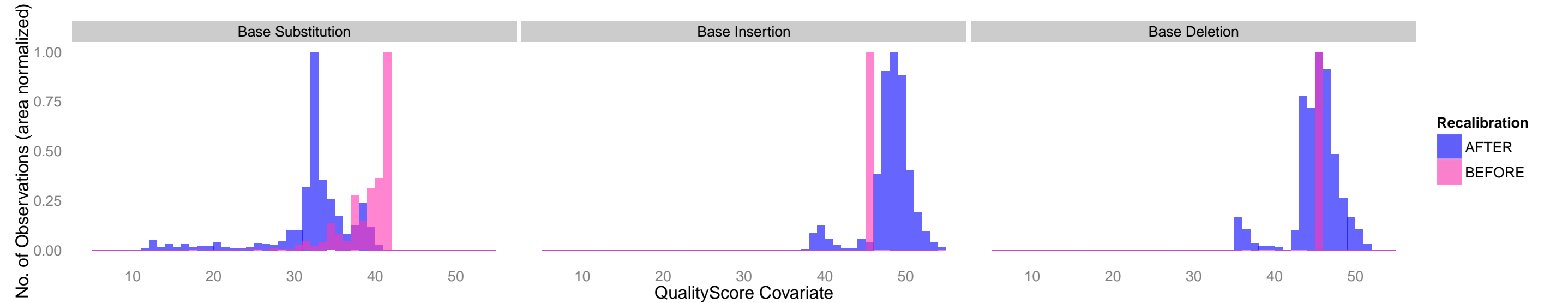


Argument	Value
binary_tag_name	None
covariate	ReadGroup,QualityScore,Context,Cycle
default_platform	None
deletions_default_quality	45
force_platform	None
indels_context_size	3
insertions_default_quality	45
low_quality_tail	2
maximum_cycle_value	500
mismatches_context_size	2
mismatches_default_quality	-1
no_standard_covs	false
quantizing_levels	16
run_without_dbsnp	false
solid_nocall_strategy	THROW_EXCEPTION
solid_recal_mode	SET_Q_ZERO





Overall error rates by event type

ReadGroup	1	1	1
EventType	M	I	D
EmpiricalQuality	25.0	47.0	43.0
EstimatedQReported	32.1	45.0	45.0
Observations	1.36e+09	1.36e+09	1.36e+09
Errors	4.44e+06	2.75e+04	6.19e+04

Error rates by event type and initial quality score

ReadGroup	QualityScore	EventType	EmpiricalQuality	Observations	Errors
1	6	M	8	88204	15211.95
1	7	M	10	360167	37949.99
1	8	M	9	702348	79335.19
1	9	M	11	953096	69992.56
1	10	M	11	910532	78409.45
1	11	M	13	271814	13939.32
1	12	M	17	87536	1616.09
1	13	M	20	180444	1486.79
1	14	M	18	133125	2000.60
1	15	M	20	727277	6821.78
1	16	M	19	1059641	12793.04
1	17	M	22	876908	5562.78
1	18	M	19	1215880	15520.78
1	19	M	19	937617	12253.77
1	20	M	24	204312	668.35
1	21	M	23	368681	1901.24
1	22	M	25	441752	1303.73
1	23	M	25	1364153	3875.72
1	24	M	25	2866233	8131.70
1	25	M	27	3808282	7108.48
1	26	M	27	2762704	6089.78
1	27	M	27	6219865	12125.35
1	28	M	29	2150628	2988.06
1	29	M	27	2970008	5470.72
1	30	M	30	13797482	13366.99
1	31	M	30	23284622	25693.84
1	32	M	30	10573481	11620.46
1	33	M	29	20977933	25435.47
1	34	M	30	71653702	67141.69
1	35	M	30	43064081	46291.21
1	36	M	28	25376702	44857.06
1	37	M	31	147836010	122514.14
1	38	M	25	79186833	225172.31
1	39	M	28	168330579	290352.25
1	40	M	24	194783833	809804.70
1	41	M	24	533840784	2351424.00
1	45	I	47	1364367249	27516.39
1	45	D	43	1364367249	61875.20