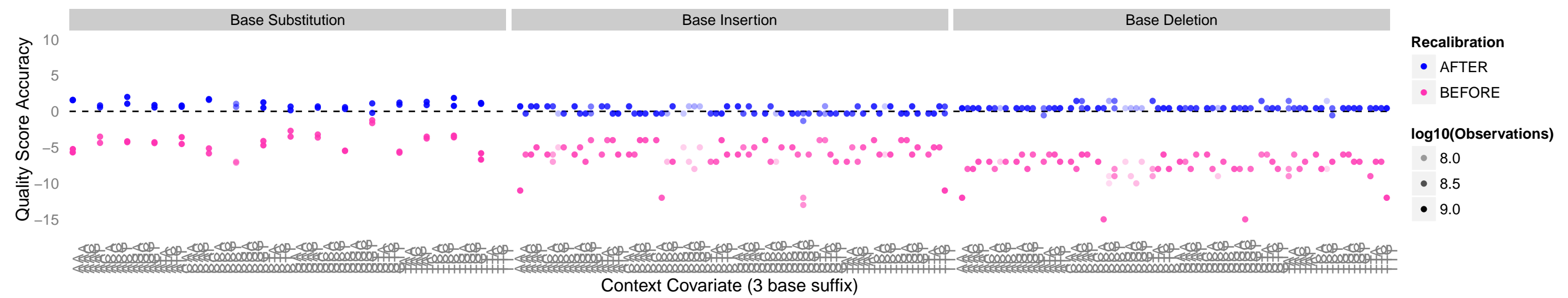
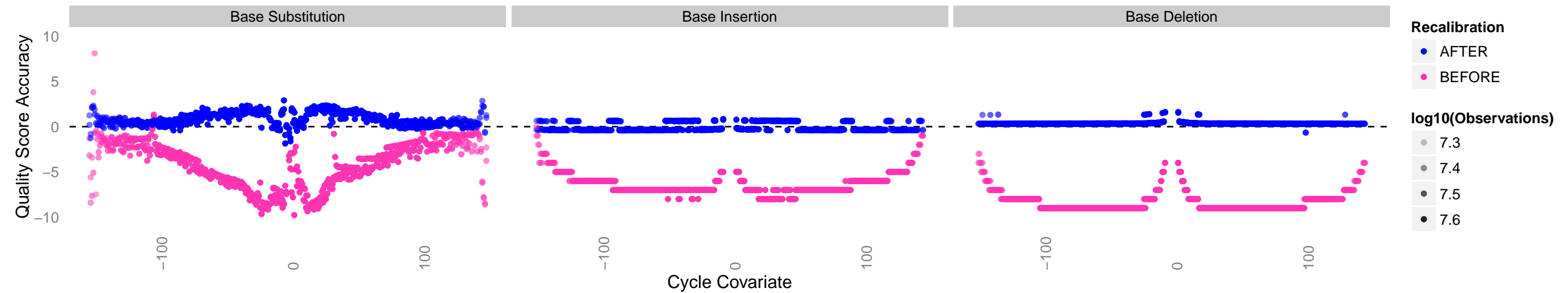
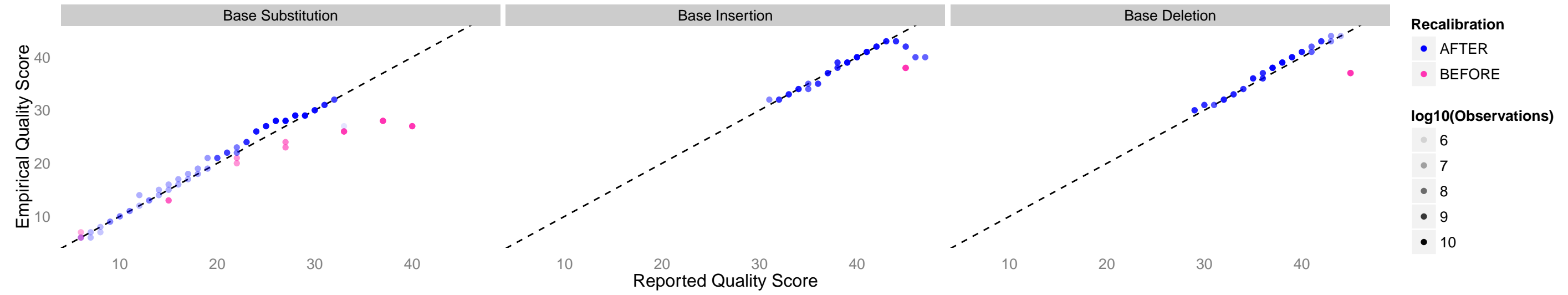
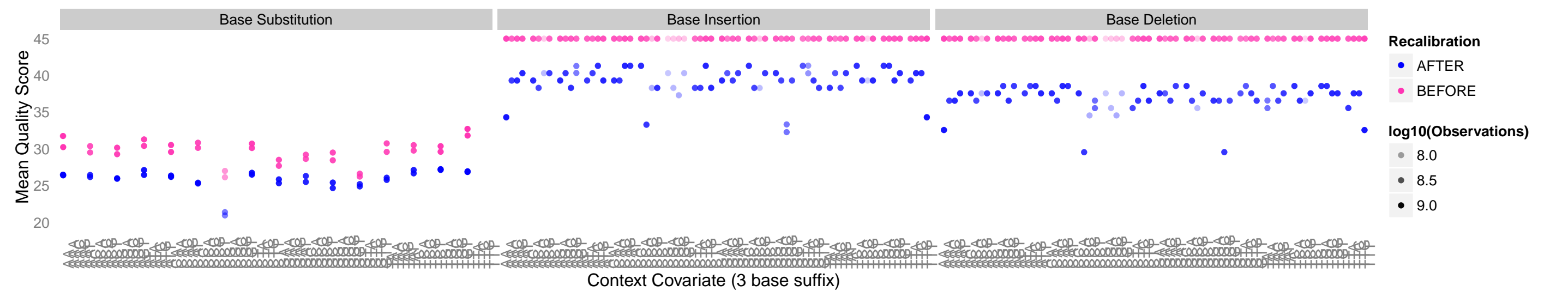
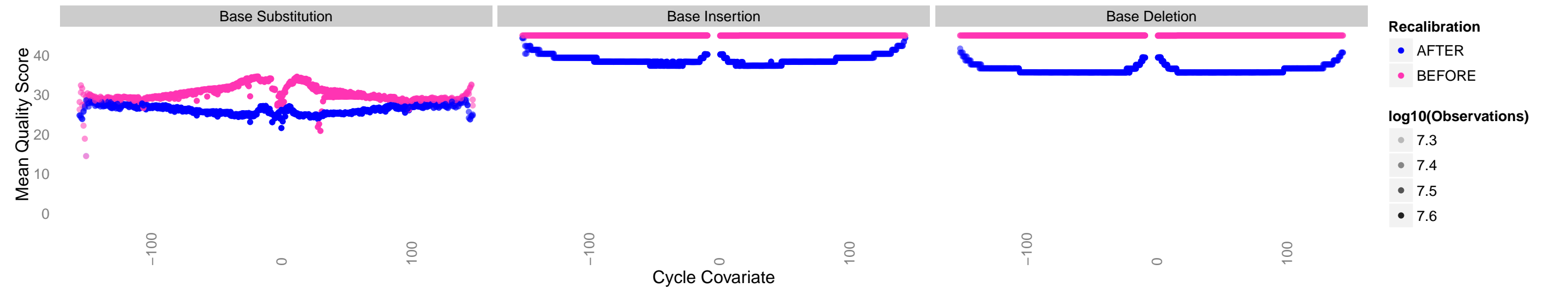
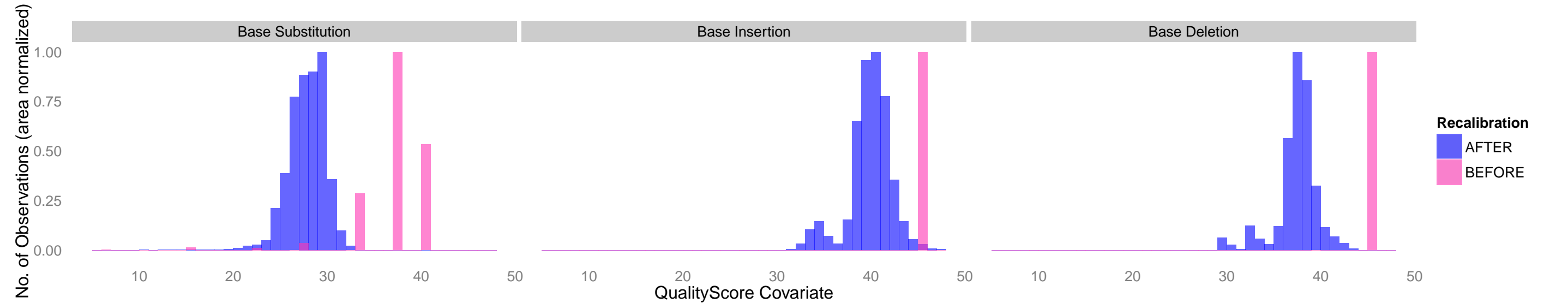


<b>Argument</b>	<b>Value</b>
binary_tag_name	None
covariate	ReadGroup,QualityScore,Context,Cycle
default_platform	None
deletions_default_quality	45
force_platform	None
indels_context_size	3
insertions_default_quality	45
low_quality_tail	2
maximum_cycle_value	500
mismatches_context_size	2
mismatches_default_quality	-1
no_standard_covs	false
quantizing_levels	16
run_without_dbsnp	false
solid_nocall_strategy	THROW_EXCEPTION
solid_recal_mode	SET_Q_ZERO





Overall error rates by event type

<b>ReadGroup</b>	1	1	1	2	2	2
<b>EventType</b>	M	I	D	M	I	D
<b>EmpiricalQuality</b>	26.0	38.0	37.0	25.0	38.0	37.0
<b>EstimatedQReported</b>	30.1	45.0	45.0	29.3	45.0	45.0
<b>Observations</b>	1.28e+10	1.28e+10	1.28e+10	1.23e+10	1.23e+10	1.23e+10
<b>Errors</b>	3.49e+07	1.82e+06	2.76e+06	3.85e+07	1.75e+06	2.65e+06

Error rates by event type and initial quality score

<b>ReadGroup</b>	<b>QualityScore</b>	<b>EventType</b>	<b>EmpiricalQuality</b>	<b>Observations</b>	<b>Errors</b>
1	6	M	7	25220572	5158531.8
1	15	M	13	78545442	3940168.9
1	22	M	21	74191448	583081.6
1	27	M	24	248343737	1092467.7
1	33	M	26	1929352027	4627847.0
1	37	M	28	6810645926	11648655.4
1	40	M	27	3643849724	7807457.5
1	45	I	38	12810148876	1820671.7
1	45	D	37	12810148876	2762805.8
2	6	M	6	31546155	7705616.6
2	15	M	13	97644122	5350309.9
2	22	M	20	77943290	804252.2
2	27	M	23	256826900	1436862.4
2	33	M	26	1898492286	4785538.1
2	37	M	28	6508131954	11025459.3
2	40	M	27	3462781263	7365070.3
2	45	I	38	12333365970	1747409.7
2	45	D	37	12333365970	2647326.9