

THE LIFERS' STATBANK

SKYBET CHAMPIONSHIP
















DERBY 3-0 CHARLTON

Russell 18, Barnford 38, Martin 84



Attendance: 24,429 (644)

MAN OF THE MATCH: BEN HAMER



		Avg Mark	Mins Start	Sub	Fouls			Shots On	Off	HW	Asst	Goals 0-15	16-30	31-HT	46-60	61-75	76-90	91-FT	Total
	HAMER	7.05	94	0	0	0	0	0	0	0	0	0	0	0	0	0	0	0	0
	COUSINS	6.68	94	0	0	0	0	0	1	0	0	0	0	0	0	0	0	0	0
	MORRISON	6.24	94	0	0	0	0	0	1	0	0	0	0	0	0	0	0	0	0
	WILSON	6.14	94	0	1	0	0	0	0	0	0	0	0	0	0	0	0	0	0
	POYET	6.09	94	0	2	0	0	0	0	0	0	0	0	0	0	0	0	0	0
	PIGOTT	5.89		35	0	0	0	1	0	0	0	0	0	0	0	0	0	0	0
	HARRIOTT	5.86		48	1	0	0	1	1	0	0	0	0	0	0	0	0	0	0
	WOOD	5.77	94	0	1	0	0	0	0	0	0	0	0	0	0	0	0	0	0
	JACKSON	5.52	83	0	1	0	0	2	0	0	0	0	0	0	0	0	0	0	0
	OBIKA	5.41	94	0	1	0	0	0	0	0	0	0	0	0	0	0	0	0	0
	WIGGINS	5.20	94	0	0	0	0	0	0	0	0	0	0	0	0	0	0	0	0
	SORDELL	4.50	59	0	1	0	0	0	0	0	0	0	0	0	0	0	0	0	0
	REZA	46	0	0	0	0	0	0	3	0	0	0	0	0	0	0	0	0	0
	PETRUCCI			11	0	0	0	0	1	0	0	0	0	0	0	0	0	0	0
		5.72			8	0	0	4	7	0	0	0	0	0	0	0	0	0	0

MATCH STATS

	Poss	Fouls			Corners	Shots On	Off	Goals 0-15	16-30	31-HT	46-60	61-75	76-90	91-FT	Total	Att'nc	Remarks
Charlton	43%	8	0	0	7	4	7	0	0	0	0	0	0	0	0	644	
Derby	57%	5	0	0	10	7	17	0	1	1	0	0	1	0	3	24,429	



CUMULATIVE STATS LADDER

For Players who have received marks in at least 15 games

	Avg Mark	Change	Games	Mins Start	Sub	Fouls	0	0	Shots On	Off	HW	Asst	Goals 0-15	16-30	31-HT	46-60	61-75	76-90	91-FT	Total
COUSINS	6.60	NC	30	2519	134	23	0	0	7	24	2	0	0	0	0	0	1	1	0	2
WOOD	6.51	NC	18	1445	101	10	0	0	1	4	0	0	0	0	0	0	0	0	0	0
MORRISON	6.50	NC	35	3403	0	27	6	0	3	9	0	0	0	1	0	0	0	0	0	1
HAMER	6.49	NC	22	2124	0	1	0	0	0	0	0	0	0	0	0	0	0	0	0	0
WIGGINS	6.39	NC	33	3090	0	23	3	1	1	9	0	3	0	0	0	0	0	0	0	0
WILSON	6.36	NC	33	3074	14	24	3	1	4	5	0	3	0	0	1	1	0	0	0	2
DERVITE	6.30	NC	25	2123	170	20	2	0	3	9	0	0	0	0	0	0	0	0	1	1
JACKSON	6.10	NC	25	2093	67	33	8	1	14	21	0	5	0	0	1	0	1	0	2	4
CHURCH	5.99	NC	28	2152	185	31	3	0	23	21	1	2	1	0	0	1	1	0	0	3
HARRIOTT	5.69	NE	15	942	237	20	1	0	7	21	0	1	0	0	0	0	0	0	0	0
SORDELL	5.68	NE	15	933	230	11	1	0	6	21	1	0	1	0	0	1	0	0	0	2
Totals						223	27	3	69	144	4	14	2	1	2	3	3	1	3	15

CUMULATIVE STATS

For players who have received marks in less than 15 games

	Avg Mark	Games	Mins Start	Sub	Fouls			Shots On	Off	H W	Asst	Goals 0-15	16-30	31-HT	46-60	61-75	90-FT	91-FT	Total
PRITCHARD	5.85	14	996	99	20	3	1	3	7	0	1	0	0	0	0	0	0	0	0
POYET	7.08	10	932	0	9	3	0	1	2	0	0	0	0	0	0	0	0	0	0
AJDAREVIC	6.41	8	474	113	8	0	0	9	13	0	1	0	0	0	0	0	0	0	0
REZA	5.66	7	466	67	8	1	0	3	16	2	0	0	0	0	0	0	0	0	0
SOLLY	6.48	6	581	14	5	0	0	0	0	0	0	0	0	0	0	0	0	0	0
GOWER	5.77	6	477	21	2	0	0	1	1	0	0	0	0	0	0	0	0	0	0
GREEN	5.10	6	323	143	11	6	0	0	2	5	0	0	0	0	0	0	0	0	0
OBIKA	6.41	4	190	89	3	1	0	1	1	1	0	0	0	0	0	0	0	0	0
THURAM	5.34	4	386	0	0	0	0	0	0	0	0	0	0	0	0	0	0	0	0
EVINA	4.09	4	310	66	19	2	1	0	1	0	0	0	0	0	0	0	0	0	0
PIGOTT	5.27	3	73	134	2	0	0	3	1	0	0	0	0	0	0	0	0	0	0
LENNON	5.32	2	95	90	4	1	0	0	0	0	0	0	0	0	0	0	0	0	0
HUGHES	4.96	2	77	85	2	0	0	0	0	0	0	0	0	0	0	0	0	0	0
NEGO	5.50	1	98	0	1	0	0	0	0	0	0	0	0	0	0	0	0	0	0
PETRUCCI			0	11	0	0	0	0	1	0	0	0	0	0	0	0	0	0	0
Total					94	17	2	21	45	8	2	0	0	0	0	0	0	0	0























TEAM AVERAGE MARK THIS SEASON:6.25 (-0.01)
CLEAN SHEETS: TEN

PLAYERS WHO HAVE LEFT OR ON LOAN ELSEWHERE

	Avg Mark	Games	Mins Start	Sub	Fouls			Shots On	Off	H W	Asst	Goals 0-15	16-30	31-HT	46-60	61-75	90-FT	91-FT	Total
Stewart	6.26	16	1344	85	8	1	0	10	12	2	2	0	0	2	0	0	1	0	3
Stephens	6.47	25	2218	68	39	5	0	8	36	0	2	0	0	1	2	0	0	0	3
Kermorgant	6.40	19	1554	108	22	4	0	13	19	2	3	1	0	0	3	1	0	0	5
Alnwick	6.76	10	867	0	0	1	0	0	0	0	0	0	0	0	0	0	0	0	0
Tudgay	5.87	2	0	63	2	0	0	0	2	0	0	0	0	0	0	0	0	0	0

FORM TABLE FOR TEAMS WE PLAY IN THE NEXT FIVE GAMES

Team	W	D	L	GD	PPG	Position
Charlton	2	2	2	-4	1.33	15th
Leeds	1	0	5	-10	0.50	24th
Reading	2	3	1	+1	1.50	12th
Yeovil	0	3	3	-7	0.50	22nd
Brighton	2	1	3	-1	1.17	16th
Barnsley	3	0	3	-1	1.50	13th

		1	2	3	4	5	6	7	8	9	10	11	12	14	15	16	17	18	20	21	23	24	27	28	31	32	35	
	Team																											
Cherries	7.09	6.16	5.14			5.96	6.26			5.62	5.10	5.20		4.26		5.91		7.09	5.99					5.86				
Boro	5.18	4.96			4.82	5.39	6.28		5.94	4.49		5.76		su		4.92		5.09	5.29					4.85				
Tykes	5.93	6.67				4.83	5.27		5.27		6.87	5.90		su		5.30		5.20	5.97		5.60	7.07	6.13	7.07				
Foxes	7.36	6.84			6.81	7.55	7.00		7.28		7.55			8.40		7.10		8.12	Inj		7.08				7.22			
Hornets	7.04	6.83			6.80	7.42	6.92		7.14		6.76			7.79	6.96	6.84		7.50	Inj		7.47				Inj			6.02
Terriers	5.99	5.92			6.85	6.65	6.15		6.21	5.54	5.35			6.46	6.15	5.85		Inj	Inj		5.73				Inj			
Lions	5.25	5.18			5.50	6.01	5.57		4.82		5.39			4.08	5.68	5.25		Inj	Inj		5.44				Inj		6.14	3.91
Clarets	5.45	5.45			inj	5.77	5.86		4.86		5.55	5.56		4.95		4.73			inj		6.18	6.14	5.09	inj			4.86	
Forest	6.97	5.63			inj	6.72			7.64	6.92	6.45	6.73		inj	7.68	6.75		inj	inj		7.39	8.14	6.63	inj				
Seasider	6.48	5.62			inj	7.04			7.06	5.49	5.46	5.62		5.88	7.30	6.90		inj	inj		6.58	7.68	6.05	inj				
Rovers	7.34	7.86				7.50			8.04	6.25	7.69			6.71	7.79	7.43		7.04	inj		7.86	7.18		inj			6.75	
Latics	6.72	6.89				7.15	6.38		7.93	6.47	6.20			6.16	7.22	6.83		6.04	inj		7.33	6.34		inj			6.47	
The	7.27	7.09			7.43	7.55	7.26		7.89		7.96			6.13	inj	7.48		inj	inj		7.65	6.74		inj			6.70	
United	6.36	5.12			7.05	6.21	5.66		6.76		7.01	5.95		inj		7.32					6.14	6.47		inj			6.30	
Hoops	6.00	7.19			5.88	6.25	6.28		5.68	5.50		5.84		4.71		6.28		6.36	inj		6.15	6.49		inj			5.31	
Donny	7.21	inj			7.12	7.05	6.92		8.05	7.35			6.92			7.26		6.91	inj		6.55	7.39		inj			7.79	
Tractors	5.72	inj			5.21	5.70	5.74		5.98	5.85			7.08			5.49		5.63	inj		4.87	6.31		inj			5.10	
Royals	5.77	inj		4.57		5.90	5.93		5.43	5.93			5.83			6.40		5.67	inj		5.52	6.62		inj			5.71	
Glovers	6.81	inj			6.22	6.75	6.84		6.63	6.10			7.48			7.93		5.90			6.15	7.05		inj			7.83	
Rams	5.99	inj			sus	6.06	5.91		6.85	5.80		5.51	6.14	4.60		6.56		5.57			6.27	6.81		inj			5.76	
Seagulls	7.47				sus	7.21			7.25	6.90			6.88		7.38	7.65		8.51	7.60		8.36	7.76		inj			6.68	
Wendies	5.97			5.01	4.78	6.54			6.75	5.22			6.24		6.41			6.39			6.41	6.68		inj			5.20	
Tractors	6.65					6.94			6.90		5.75		7.71		6.21	6.96	6.32	7.00	7.19		6.00	6.67		inj				
Boro	5.15				4.57	5.93		4.40	4.93	4.30		5.50	sic		6.21	5.21	4.36	5.64	inj	5.21	5.57	5.07		inj				
Donny	4.20			3.00	3.95	4.62	4.21		4.43	3.52			5.76		4.95	sp		4.48	inj		3.12	4.36		inj	4.05			

THE A&E INDICATOR (Agony and Ecstasy)

This indicator is showing how Charlton's current points total compares with other teams in the Championship when they had played the same number of games.

PLAY OFF INDICATOR

I've given up on this !

RELEGATION INDICATOR

This compares our points with the average of the teams which finished 22nd, but at the point where they had played the same number of games as us today. So in this case the average is 35, so the indicator has decreased by 2.

