

THE LIFERS' STATBANK

SKYBET CHAMPIONSHIP

WIGAN 2-1 **CHARLTON**

















Fortune 88, Gomez 90

Sordell 3



Attendance: 14,341 (729)

MAN OF THE MATCH: DIEGO POYET





		Avg Mark	Mins Start	Sub	Fouls			Shots On	Off	HW	Asst	Goals 0-15	16-30	31-HT	46-60	61-75	76-90	91-FT	Total
	POYET	6.84	98		1	0	0	0	0	0	0	0	0	0	0	0	0	0	0
	LENNON	6.59		90	2	1	0	0	0	0	0	0	0	0	0	0	0	0	0
	WOOD	6.56	98		0	0	0	0	0	0	0	0	0	0	0	0	0	0	0
	MORRISON	6.54	98		3	0	0	0	0	0	0	0	0	0	0	0	0	0	0
	GHOOCH'JD	6.48	98		1	0	0	1	1	1	0	0	0	0	0	0	0	0	0
	JACKSON	6.46	98		1	0	0	0	0	0	1	0	0	0	0	0	0	0	0
	COUSINS	6.24	98		1	0	0	0	1	0	0	0	0	0	0	0	0	0	0
	AJDAREVIC	6.04	83		3	0	0	0	0	0	0	0	0	0	0	0	0	0	0
	SORDELL	5.86	76		0	0	0	1	1	0	0	1	0	0	0	0	0	0	1
	NEGO	5.50	98		1	0	0	0	0	0	0	0	0	0	0	0	0	0	0
	THURAM	4.84	98		0	0	0	0	0	0	0	0	0	0	0	0	0	0	0
	WIGGINS		8		0	0	0	0	0	0	0	0	0	0	0	0	0	0	0
	PRITCHARD			22	1	0	0	0	0	0	0	0	0	0	0	0	0	0	0
	DEVITE			16	0	0	0	0	0	0	0	0	0	0	0	0	0	0	0
	Team	6.18			14	1	0	2	3	1	1	1	0	0	0	0	0	0	1

MATCH STATS

	Poss	Fouls			Corners	Shots On	Off	Goals 0-15	16-30	31-HT	46-60	61-75	76-90	91-FT	Total	Att'nc	Remarks
Charlton	32%	14	1	0	3	2	3	1	0	0	0	0	0	0	1	729	
Wigan	68%	7	2	0	14	7	21	0	0	0	0	0	0	1	1	14,341	

CUMULATIVE STATS LADDER

For Players who have received marks in at least 15 games



	Avg Mark	Change	Games	Mins Start	Sub	Fouls			Shots On	Off	HW	Asst	Goals 0-15	16-30	31-HT	46-60	61-75	76-90	91-FT	Tota
COUSINS	6.63		21	1883	77	17	0	0	5	18	1	0	0	0	0	0	1	0	0	1
WIGGINS	6.48		25	2327	0	18	2	1	1	9	0	3	0	0	0	0	0	0	0	0
MORRISON	6.46		27	2619	0	22	4	0	3	4	0	0	0	1	0	0	0	0	0	1
WILSON	6.31		24	2216	17	20	3	1	4	4	0	3	0	0	1	1	0	0	0	2
HAMER	6.30		15	1457	0	1	0	0	0	0	0	0	0	0	0	0	0	0	0	0
DEVITE	6.14		18	1598	96	15	2	0	2	5	0	0	0	0	0	0	0	0	0	0
CHURCH	6.09		24	1814	134	28	2	0	20	20	1	2	1	0	0	1	1	0	0	3
JACKSON	5.96		16	1266	67	21	4	1	8	14	0	4	0	0	1	0	1	0	1	3
Totals						142	17	3	43	74	2	12	1	1	2	2	3	0	1	10

TEAM AVERAGE MARK THIS SEASON: 6.25 (-0-01)

CLEAN SHEETS: FIVE

CUMULATIVE STATS

For players who have received marks in less than 15 games























	Avg Mark	Games	Mins Start	Sub	Fouls			Shots On	Off	H W	Asst	Goals 0-15	16-30	31-HT	46-60	61-75	90-FT	91-FT	Total
WOOD	6.68	14	1161	52	8	0	0	1	2	0	0	0	0	0	0	0	0	0	0
PRITCHARD	5.84	12	916	69	18	2	1	3	7	0	1	0	0	0	0	0	0	0	0
HARRIOTT	5.76	10	626	184	12	0	0	4	16	0	1	0	0	0	0	0	0	0	0
SORDELL	5.90	9	590	182	7	0	0	4	14	0	0	1	0	0	1	0	0	0	2
SOLLY	6.48	6	581	14	5	0	0	0	0	0	0	0	0	0	0	0	0	0	0
GOWER	5.77	6	477	21	2	0	0	1	1	0	0	0	0	0	0	0	0	0	0
GREEN	4.93	3	144	123	4	0	0	2	2	0	0	0	0	0	0	0	0	0	0
EVINA	4.19	3	215	66	2	1	0	0	1	0	0	0	0	0	0	0	0	0	0
CORT	7.15	2	99	50	0	0	0	0	2	0	0	0	0	0	0	0	0	0	0
COOK	5.34	2	67	56	3	1	0	0	0	0	0	0	0	0	0	0	0	0	0
THURAM	5.03	2	195	0	0	0	0	0	0	0	0	0	0	0	0	0	0	0	0
LENNON	5.32	2	95	90	4	1	0	0	0	0	0	0	0	0	0	0	0	0	0
HUGHES	5.14	1	77	52	8	2	0	0	0	0	0	0	0	0	0	0	0	0	0
AJDAREVIC	6.04	1	83	34	3	0	0	0	0	0	0	0	0	0	0	0	0	0	0
POYET	6.84	1	98	0	1	0	0	0	0	0	0	0	0	0	0	0	0	0	0
GHOOC'HJD	6.48	1	98	0	1	0	0	1	1	1	0	0	0	0	0	0	0	0	0
NEGO	5.50	1	98	0	1	0	0	0	0	0	0	0	0	0	0	0	0	0	0
Total					79	7	1	16	46	1	2	1	0	0	1	0	0	0	2

PLAYERS WHO HAVE LEFT OR ON LOAN ELSEWHERE

	Avg Mark	Games	Mins Start	Sub	Fouls			Shots On	Off	H W	Asst	Goals 0-15	16-30	31-HT	46-60	61-75	90-FT	91-FT	Total
Stewart	6.26	16	1344	85	8	1	0	10	12	2	2	0	0	2	0	0	1	0	3
Stephens	6.47	25	2218	68	39	5	0	8	36	0	2	0	0	1	2	0	0	0	3
Kermorgant	6.40	19	1554	108	22	4	0	13	19	2	3	1	0	0	3	1	0	0	5
Alnwick	6.76	10	867	0	0	1	0	0	0	0	0	0	0	0	0	0	0	0	0
Piggott (loan)	4.97	2	73	99	2	0	0	2	1	0	0	0	0	0	0	0	0	0	0

FORM TABLE FOR TEAMS WE PLAY IN THE NEXT FIVE GAMES

Team	W	D	L	GD	PPG	Position
Charlton	1	2	3	-4	0.83	19th
Birmingham	1	2	3	-3	0.83	18th
Q.P.R.	4	2	0	+5	2.33	3rd
Barnsley	1	2	3	-1	0.83	17th
Leicester	6	0	0	+10	3.00	1st
Watford	2	2	2	+3	1.33	11th

		1	2	3	4	5	6	7	8	9	10	11	12	14	15	16	17	18	20	21	23	24	27	28	31	32	35	
	Team																											
Cherries	7.09	6.16	5.14			5.96	6.26			5.62	5.10	5.20		4.26		5.91		7.09	5.99				5.86					
Boro	5.18	4.96			4.82	5.39	6.28		5.94	4.49		5.76		su		4.92		5.09	5.29				4.85					
Tykes	5.93	6.67				4.83	5.27		5.27		6.87	5.90		su		5.30		5.20	5.97		5.60	7.07	6.13	7.07				
Foxes	7.36	6.84			6.81	7.55	7.00		7.28		7.55			8.40		7.10		8.12	Inj		7.08			7.22				
Hornets	7.04	6.83			6.80	7.42	6.92		7.14		6.76			7.79	6.96	6.84		7.50	Inj		7.47			Inj				6.02
Terriers	5.99	5.92			6.85	6.65	6.15		6.21	5.54	5.35			6.46	6.15	5.85		Inj	Inj		5.73			Inj				
Lions	5.25	5.18			5.50	6.01	5.57		4.82		5.39			4.08	5.68	5.25		Inj	Inj		5.44			Inj		6.14	3.91	
Clarets	5.45	5.45			inj	5.77	5.86		4.86		5.55	5.56		4.95		4.73			inj		6.18	6.14	5.09	inj		4.86		
Forest	6.97	5.63			inj	6.72			7.64	6.92	6.45	6.73		inj	7.68	6.75		inj	inj		7.39	8.14	6.63	inj				
Seasider	6.48	5.62			inj	7.04			7.06	5.49	5.46	5.62		5.88	7.30	6.90		inj	inj		6.58	7.68	6.05	inj				
Rovers	7.34	7.86				7.50			8.04	6.25	7.69			6.71	7.79	7.43		7.04	inj		7.86	7.18		inj		6.75		
Latics	6.72	6.89				7.15	6.38		7.93	6.47	6.20			6.16	7.22	6.83		6.04	inj		7.33	6.34		inj		6.47		
The	7.27	7.09			7.43	7.55	7.26		7.89		7.96			6.13	inj	7.48		inj	inj		7.65	6.74		inj		6.70		
United	6.36	5.12			7.05	6.21	5.66		6.76		7.01	5.95		inj	7.32						6.14	6.47		inj		6.30		
Hoops	6.00	7.19			5.88	6.25	6.28		5.68	5.50		5.84		4.71		6.28		6.36	inj		6.15	6.49		inj		5.31		
Donny	7.21	inj			7.12	7.05	6.92		8.05	7.35			6.92			7.26		6.91	inj		6.55	7.39		inj		7.79		
Tractors	5.72	inj			5.21	5.70	5.74		5.98	5.85			7.08			5.49		5.63	inj		4.87	6.31		inj		5.10		
Royals	5.77	inj		4.57		5.90	5.93		5.43	5.93			5.83			6.40		5.67	inj		5.52	6.62		inj		5.71		
Glovers	6.81	inj			6.22	6.75	6.84		6.63	6.10			7.48			7.93		5.90			6.15	7.05		inj		7.83		
Rams	5.99	inj			sus	6.06	5.91		6.85	5.80		5.51	6.14	4.60		6.56		5.57			6.27	6.81		inj		5.76		
Seagulls	7.47				sus	7.21			7.25	6.90			6.88		7.38	7.65		8.51	7.60		8.36	7.76		inj		6.68		
Wendies	5.97			5.01	4.78	6.54			6.75	5.22			6.24		6.41			6.39			6.41	6.68		inj		5.20		
Tractors	6.65					6.94			6.90		5.75		7.71		6.21	6.96	6.32	7.00	7.19		6.00	6.67		inj				
Boro	5.15				4.57	5.93		4.40	4.93	4.30		5.50	sic		6.21	5.21	4.36	5.64	inj	5.21	5.57	5.07		inj				
Donny	4.20			3.00	3.95	4.62	4.21		4.43	3.52			5.76		4.95	sp		4.48	inj		3.12	4.36		inj	4.05			

THE A&E INDICATOR (Agony and Ecstasy)

This indicator is showing how Charlton's current points total compares with other teams in the Championship when they had played the same number of games.

PLAY OFF INDICATOR

This compares our points with the average of the teams which finished 6th but at the point where they had played the same number of games as us today. So in this case the average is 46 so the indicator is -22

RELEGATION INDICATOR

This compares our points with the average of the teams which finished 22nd, but at the point where they had played the same number of games as us today. So in this case the average is 24, so the indicator is 0

A&E INDICATOR

This is a combination of the Play Off and Relegation Indicators. So in this case is it is -22

PLAY OFFS

-22

RELEGATION

0

AGONY & ECSTASY

-22