

THE LIFERS' STATBANK

SKYBET CHAMPIONSHIP

















B.H.A 3-0 **CHARLTON**

Lingard 11,Ulloa 43,Forster-Caskey 90+



Attendance: 28,770 (1,869)

MAN OF THE MATCH: JORDAN COUSINS





| | | Avg Mark | Mins Start | Sub | Fouls |  |  | Shots On | Off | HW | Asst | Goals 0-15 | 16-30 | 31-HT | 46-60 | 61-75 | 76-90 | 91-FT | Total |
|---|-----------|----------|------------|-----|-------|---|---|----------|-----|----|------|------------|-------|-------|-------|-------|-------|-------|-------|
|  | COUSINS | 6.52 | 97 | 0 | 1 | 0 | 0 | 0 | 0 | 0 | 0 | 0 | 0 | 0 | 0 | 0 | 0 | 0 | 0 |
|  | WIGGINS | 5.86 | 97 | 0 | 0 | 0 | 0 | 0 | 0 | 0 | 0 | 0 | 0 | 0 | 0 | 0 | 0 | 0 | 0 |
|  | SOLLY | 5.79 | | 31 | 0 | 0 | 0 | 0 | 0 | 0 | 0 | 0 | 0 | 0 | 0 | 0 | 0 | 0 | 0 |
|  | DERVITE | 5.73 | 97 | 0 | 2 | 0 | 0 | 0 | 0 | 0 | 0 | 0 | 0 | 0 | 0 | 0 | 0 | 0 | 0 |
|  | JACKSON | 5.55 | 82 | 0 | 1 | 0 | 0 | 0 | 0 | 0 | 0 | 0 | 0 | 0 | 0 | 0 | 0 | 0 | 0 |
|  | MORRISON | 5.43 | 97 | 0 | 0 | 0 | 0 | 0 | 0 | 0 | 0 | 0 | 0 | 0 | 0 | 0 | 0 | 0 | 0 |
|  | POYET | 5.38 | 97 | 0 | 0 | 0 | 0 | 0 | 0 | 0 | 0 | 0 | 0 | 0 | 0 | 0 | 0 | 0 | 0 |
|  | WILSON | 5.25 | 97 | 0 | 2 | 0 | 0 | 0 | 0 | 0 | 0 | 0 | 0 | 0 | 0 | 0 | 0 | 0 | 0 |
|  | HAMER | 5.11 | 97 | 0 | 0 | 0 | 0 | 0 | 0 | 0 | 0 | 0 | 0 | 0 | 0 | 0 | 0 | 0 | 0 |
|  | AJDAREVIC | 4.963 | 46 | 0 | 1 | 0 | 0 | 0 | 0 | 0 | 0 | 0 | 0 | 0 | 0 | 0 | 0 | 0 | 0 |
|  | REZA | 4.75 | 66 | 0 | 0 | 0 | 0 | 0 | 2 | 1 | 0 | 0 | 0 | 0 | 0 | 0 | 0 | 0 | 0 |
|  | HARRIOTT | 4.67 | | 51 | 1 | 1 | 0 | 0 | 0 | 0 | 0 | 0 | 0 | 0 | 0 | 0 | 0 | 0 | 0 |
|  | SORDELL | 3.84 | 97 | 0 | 0 | 0 | 0 | 0 | 0 | 0 | 0 | 0 | 0 | 0 | 0 | 0 | 0 | 0 | 0 |
|  | CHURCH | | | 15 | 0 | 0 | 0 | 0 | 0 | 0 | 0 | 0 | 0 | 0 | 0 | 0 | 0 | 0 | 0 |
| | Team | 5.30 | | | 8 | 1 | 0 | 0 | 2 | 1 | 0 | 0 | 0 | 0 | 0 | 0 | 0 | 0 | 0 |

MATCH STATS

| | Poss | Fouls |  |  | Corners | Shots On | Off | Goals 0-15 | 16-30 | 31-HT | 46-60 | 61-75 | 76-90 | 91-FT | Total | Att'nc | Remarks |
|----------|------|-------|---|---|---------|----------|-----|------------|-------|-------|-------|-------|-------|-------|-------|--------|---------|
| Charlton | 40% | 8 | 1 | 0 | 2 | 0 | 2 | 0 | 0 | 0 | 0 | 0 | 0 | 0 | 0 | 1,869 | |
| B.H.A | 60% | 16 | 2 | 0 | 7 | 5 | 11 | 1 | 0 | 1 | 0 | 0 | 0 | 1 | 3 | 28,770 | |

CUMULATIVE STATS LADDER

For Players who have received marks in at least 15 games

| | Avg Mark | Change | Games | Mins Start | Sub | Fouls |  |  | Shots On | Off | HW | Asst | Goals 0-15 | 16-30 | 31-HT | 46-60 | 61-75 | 76-90 | 91-FT | Total |
|----------|----------|--------|-------|------------|-----|-------|---|--|----------|-----|----|------|------------|-------|-------|-------|-------|-------|-------|-------|
| COUSINS | 6.66 | NC | 34 | 2894 | 134 | 24 | 0 | 0 | 9 | 25 | 2 | 0 | 0 | 0 | 0 | 0 | 1 | 1 | 0 | 2 |
| HAMER | 6.51 | NC | 26 | 2512 | 0 | 1 | 0 | 0 | 0 | 0 | 0 | 0 | 0 | 0 | 0 | 0 | 0 | 0 | 0 | 0 |
| WOOD | 6.492 | +1 | 19 | 1542 | 101 | 10 | 0 | 0 | 2 | 4 | 0 | 0 | 0 | 0 | 0 | 0 | 0 | 0 | 0 | 0 |
| MORRISON | 6.490 | -1 | 39 | 3791 | 0 | 29 | 6 | 0 | 3 | 9 | 0 | 1 | 0 | 1 | 0 | 0 | 0 | 0 | 0 | 1 |
| WIGGINS | 6.42 | NC | 37 | 3478 | 0 | 26 | 4 | 1 | 2 | 9 | 0 | 3 | 0 | 0 | 0 | 0 | 0 | 0 | 0 | 0 |
| DERVITE | 6.37 | NC | 29 | 2511 | 170 | 24 | 2 | 0 | 6 | 12 | 0 | 0 | 0 | 0 | 0 | 1 | 0 | 0 | 1 | 2 |
| WILSON | 6.35 | NC | 36 | 3365 | 17 | 26 | 3 | 1 | 4 | 5 | 0 | 3 | 0 | 0 | 1 | 1 | 0 | 0 | 0 | 2 |
| JACKSON | 6.14 | NC | 29 | 2437 | 67 | 37 | 8 | 1 | 14 | 21 | 0 | 6 | 0 | 0 | 1 | 0 | 1 | 0 | 2 | 4 |
| CHURCH | 5.93 | NC | 29 | 2248 | 200 | 33 | 3 | 0 | 23 | 21 | 1 | 2 | 1 | 0 | 0 | 1 | 1 | 0 | 0 | 3 |
| SORDELL | 5.64 | NC | 17 | 1120 | 230 | 12 | 1 | 0 | 8 | 21 | 1 | 0 | 1 | 0 | 0 | 2 | 0 | 0 | 0 | 3 |
| HARRIOTT | 5.60 | NC | 17 | 1038 | 323 | 24 | 3 | 0 | 8 | 21 | 0 | 1 | 0 | 0 | 0 | 0 | 0 | 0 | 0 | 0 |
| Totals | | | | | | 246 | 30 | 3 | 79 | 148 | 4 | 16 | 2 | 1 | 2 | 5 | 3 | 1 | 3 | 17 |

TEAM AVERAGE MARK THIS SEASON: 6.27 (-0.02)

CLEAN SHEETS: ELEVEN

CUMULATIVE STATS

For players who have received marks in less than 15 games























| | Avg Mark | Games | Mins Start | Sub | Fouls | 3 | 1 | Shots On | Off | H W | Asst | Goals 0-15 | 16-30 | 31-HT | 46-60 | 61-75 | 90-FT | 91-FT | Total |
|--------------|----------|-------|------------|-----|-------|----|---|----------|-----|-----|------|------------|-------|-------|-------|-------|-------|-------|-------|
| PRITCHARD | 5.85 | 14 | 996 | 99 | 20 | 3 | 1 | 3 | 7 | 0 | 1 | 0 | 0 | 0 | 0 | 0 | 0 | 0 | 0 |
| POYET | 7.10 | 14 | 1320 | 0 | 14 | 3 | 0 | 1 | 3 | 0 | 0 | 0 | 0 | 0 | 0 | 0 | 0 | 0 | 0 |
| AJDAREVIC | 6.44 | 12 | 736 | 113 | 13 | 0 | 0 | 13 | 15 | 0 | 2 | 1 | 0 | 0 | 0 | 0 | 0 | 0 | 1 |
| REZA | 5.81 | 11 | 699 | 104 | 9 | 1 | 0 | 6 | 20 | 3 | 1 | 0 | 0 | 0 | 1 | 0 | 0 | 0 | 1 |
| SOLLY | 6.38 | 7 | 581 | 45 | 5 | 0 | 0 | 0 | 0 | 0 | 0 | 0 | 0 | 0 | 0 | 0 | 0 | 0 | 0 |
| GOWER | 5.77 | 6 | 477 | 21 | 2 | 0 | 0 | 1 | 1 | 0 | 0 | 0 | 0 | 0 | 0 | 0 | 0 | 0 | 0 |
| GREEN | 5.10 | 6 | 323 | 143 | 11 | 6 | 0 | 0 | 2 | 5 | 0 | 0 | 0 | 0 | 0 | 0 | 0 | 0 | 0 |
| OBIKA | 6.47 | 5 | 190 | 145 | 4 | 1 | 0 | 1 | 2 | 1 | 1 | 0 | 0 | 0 | 0 | 0 | 0 | 0 | 0 |
| PIGOTT | 5.34 | 4 | 128 | 134 | 4 | 0 | 0 | 3 | 1 | 0 | 0 | 0 | 0 | 0 | 0 | 0 | 0 | 0 | 0 |
| THURAM | 5.34 | 4 | 386 | 0 | 0 | 0 | 0 | 0 | 0 | 0 | 0 | 0 | 0 | 0 | 0 | 0 | 0 | 0 | 0 |
| EVINA | 4.09 | 4 | 310 | 66 | 19 | 2 | 1 | 0 | 1 | 0 | 0 | 0 | 0 | 0 | 0 | 0 | 0 | 0 | 0 |
| LENNON | 5.32 | 2 | 95 | 90 | 4 | 1 | 0 | 0 | 0 | 0 | 0 | 0 | 0 | 0 | 0 | 0 | 0 | 0 | 0 |
| HUGHES | 4.96 | 2 | 77 | 85 | 2 | 0 | 0 | 0 | 0 | 0 | 0 | 0 | 0 | 0 | 0 | 0 | 0 | 0 | 0 |
| NEGO | 5.50 | 1 | 98 | 0 | 1 | 0 | 0 | 0 | 0 | 0 | 0 | 0 | 0 | 0 | 0 | 0 | 0 | 0 | 0 |
| PETRUCCI | | | | 51 | 1 | 0 | 0 | 0 | 1 | 0 | 0 | 0 | 0 | 0 | 0 | 0 | 0 | 0 | 0 |
| CORT | | | | 7 | 0 | 0 | 0 | 0 | 0 | 0 | 0 | 0 | 0 | 0 | 0 | 0 | 0 | 0 | 0 |
| Total | | | | | 109 | 17 | 2 | 28 | 53 | 9 | 5 | 1 | 0 | 0 | 1 | 0 | 0 | 0 | 2 |

PLAYERS WHO HAVE LEFT OR ON LOAN ELSEWHERE

| | Avg Mark | Games | Mins Start | Sub | Fouls | | | Shots On | Off | H W | Asst | Goals 0-15 | 16-30 | 31-HT | 46-60 | 61-75 | 90-FT | 91-FT | Total |
|------------|----------|-------|------------|-----|-------|---|---|----------|-----|-----|------|------------|-------|-------|-------|-------|-------|-------|-------|
| Stewart | 6.26 | 16 | 1344 | 85 | 8 | 1 | 0 | 10 | 12 | 2 | 2 | 0 | 0 | 2 | 0 | 0 | 1 | 0 | 3 |
| Stephens | 6.47 | 25 | 2218 | 68 | 39 | 5 | 0 | 8 | 36 | 0 | 2 | 0 | 0 | 1 | 2 | 0 | 0 | 0 | 3 |
| Kermorgant | 6.40 | 19 | 1554 | 108 | 22 | 4 | 0 | 13 | 19 | 2 | 3 | 1 | 0 | 0 | 3 | 1 | 0 | 0 | 5 |
| Alnwick | 6.76 | 10 | 867 | 0 | 0 | 1 | 0 | 0 | 0 | 0 | 0 | 0 | 0 | 0 | 0 | 0 | 0 | 0 | 0 |
| Tudgay | 5.87 | 2 | 0 | 63 | 2 | 0 | 0 | 0 | 2 | 0 | 0 | 0 | 0 | 0 | 0 | 0 | 0 | 0 | 0 |

FORM TABLE FOR TEAMS WE PLAY IN THE REMAINING GAMES

| Team | W | D | L | GD | PPG | Position |
|-----------------|----------|----------|----------|-----------|-------------|-------------|
| Charlton | 3 | 0 | 3 | -4 | 1.50 | 11th |
| Barnsley | 2 | 1 | 3 | +2 | 1.17 | 16th |
| Bolton | 4 | 2 | 0 | +4 | 2.33 | 2nd |
| Wendies | 1 | 2 | 3 | -4 | 0.83 | 20th |
| Blackburn | 2 | 4 | 0 | +4 | 1.67 | 6th |
| Watford | 2 | 3 | 1 | +5 | 1.50 | 9th |
| Blackpool | 1 | 1 | 4 | -5 | 0.67 | 21st |

| | | 1 | 2 | 3 | 4 | 5 | 6 | 7 | 8 | 9 | 10 | 11 | 12 | 14 | 15 | 16 | 17 | 18 | 20 | 21 | 23 | 24 | 27 | 28 | 31 | 32 | 35 | |
|----------|------|---|---|---|---|---|---|------|---|--|---|---|---|---|---|---|------|---|---|------|---|---|---|---|------|---|---|--|
| | Team |  |  |  |  |  |  | |  |  |  |  |  |  |  |  | |  |  | |  |  |  |  | |  |  | |
| Cherries | 7.09 | 6.16 | 5.14 | | | 5.96 | 6.26 | | | 5.62 | 5.10 | 5.20 | | 4.26 | | 5.91 | | 7.09 | 5.99 | | | | 5.86 | | | | | |
| Boro | 5.18 | 4.96 | | | 4.82 | 5.39 | 6.28 | | 5.94 | 4.49 | | 5.76 | | su | | 4.92 | | 5.09 | 5.29 | | | | 4.85 | | | | | |
| Tykes | 5.93 | 6.67 | | | | 4.83 | 5.27 | | 5.27 | | 6.87 | 5.90 | | su | | 5.30 | | 5.20 | 5.97 | | 5.60 | 7.07 | 6.13 | 7.07 | | | | |
| Foxes | 7.36 | 6.84 | | | 6.81 | 7.55 | 7.00 | | 7.28 | | 7.55 | | | 8.40 | | 7.10 | | 8.12 | Inj | | 7.08 | | | 7.22 | | | | |
| Hornets | 7.04 | 6.83 | | | 6.80 | 7.42 | 6.92 | | 7.14 | | 6.76 | | | 7.79 | 6.96 | 6.84 | | 7.50 | Inj | | 7.47 | | | Inj | | | 6.02 | |
| Terriers | 5.99 | 5.92 | | | 6.85 | 6.65 | 6.15 | | 6.21 | 5.54 | 5.35 | | | 6.46 | 6.15 | 5.85 | | Inj | Inj | | 5.73 | | | Inj | | | | |
| Lions | 5.25 | 5.18 | | | 5.50 | 6.01 | 5.57 | | 4.82 | | 5.39 | | | 4.08 | 5.68 | 5.25 | | Inj | Inj | | 5.44 | | | Inj | | 6.14 | 3.91 | |
| Clarets | 5.45 | 5.45 | | | inj | 5.77 | 5.86 | | 4.86 | | 5.55 | 5.56 | | 4.95 | | 4.73 | | | inj | | 6.18 | 6.14 | 5.09 | inj | | 4.86 | | |
| Forest | 6.97 | 5.63 | | | inj | 6.72 | | | 7.64 | 6.92 | 6.45 | 6.73 | | inj | 7.68 | 6.75 | | inj | inj | | 7.39 | 8.14 | 6.63 | inj | | | | |
| Seasider | 6.48 | 5.62 | | | inj | 7.04 | | | 7.06 | 5.49 | 5.46 | 5.62 | | 5.88 | 7.30 | 6.90 | | inj | inj | | 6.58 | 7.68 | 6.05 | inj | | | | |
| Rovers | 7.34 | 7.86 | | | | 7.50 | | | 8.04 | 6.25 | 7.69 | | | 6.71 | 7.79 | 7.43 | | 7.04 | inj | | 7.86 | 7.18 | | inj | | 6.75 | | |
| Latics | 6.72 | 6.89 | | | | 7.15 | 6.38 | | 7.93 | 6.47 | 6.20 | | | 6.16 | 7.22 | 6.83 | | 6.04 | inj | | 7.33 | 6.34 | | inj | | 6.47 | | |
| The | 7.27 | 7.09 | | | 7.43 | 7.55 | 7.26 | | 7.89 | | 7.96 | | | 6.13 | inj | 7.48 | | inj | inj | | 7.65 | 6.74 | | inj | | 6.70 | | |
| United | 6.36 | 5.12 | | | 7.05 | 6.21 | 5.66 | | 6.76 | | 7.01 | 5.95 | | inj | 7.32 | | | | | | 6.14 | 6.47 | | inj | | 6.30 | | |
| Hoops | 6.00 | 7.19 | | | 5.88 | 6.25 | 6.28 | | 5.68 | 5.50 | | 5.84 | | 4.71 | | 6.28 | | 6.36 | inj | | 6.15 | 6.49 | | inj | | 5.31 | | |
| Donny | 7.21 | inj | | | 7.12 | 7.05 | 6.92 | | 8.05 | 7.35 | | | 6.92 | | | 7.26 | | 6.91 | inj | | 6.55 | 7.39 | | inj | | 7.79 | | |
| Tractors | 5.72 | inj | | | 5.21 | 5.70 | 5.74 | | 5.98 | 5.85 | | | 7.08 | | | 5.49 | | 5.63 | inj | | 4.87 | 6.31 | | inj | | 5.10 | | |
| Royals | 5.77 | inj | | 4.57 | | 5.90 | 5.93 | | 5.43 | 5.93 | | | 5.83 | | | 6.40 | | 5.67 | inj | | 5.52 | 6.62 | | inj | | 5.71 | | |
| Glovers | 6.81 | inj | | | 6.22 | 6.75 | 6.84 | | 6.63 | 6.10 | | | 7.48 | | | 7.93 | | 5.90 | | | 6.15 | 7.05 | | inj | | 7.83 | | |
| Rams | 5.99 | inj | | | sus | 6.06 | 5.91 | | 6.85 | 5.80 | | 5.51 | 6.14 | 4.60 | | 6.56 | | 5.57 | | | 6.27 | 6.81 | | inj | | 5.76 | | |
| Seagulls | 7.47 | | | | sus | 7.21 | | | 7.25 | 6.90 | | | 6.88 | | 7.38 | 7.65 | | 8.51 | 7.60 | | 8.36 | 7.76 | | inj | | 6.68 | | |
| Wendies | 5.97 | | | 5.01 | 4.78 | 6.54 | | | 6.75 | 5.22 | | | 6.24 | | 6.41 | | | 6.39 | | | 6.41 | 6.68 | | inj | | 5.20 | | |
| Tractors | 6.65 | | | | | 6.94 | | | 6.90 | | 5.75 | | 7.71 | | 6.21 | 6.96 | 6.32 | 7.00 | 7.19 | | 6.00 | 6.67 | | inj | | | | |
| Boro | 5.15 | | | | 4.57 | 5.93 | | 4.40 | 4.93 | 4.30 | | 5.50 | sic | | 6.21 | 5.21 | 4.36 | 5.64 | inj | 5.21 | 5.57 | 5.07 | | inj | | | | |
| Donny | 4.20 | | | 3.00 | 3.95 | 4.62 | 4.21 | | 4.43 | 3.52 | | | 5.76 | | 4.95 | sp | | 4.48 | inj | | 3.12 | 4.36 | | inj | 4.05 | | | |

THE A&E INDICATOR (Agony and Ecstasy)

This indicator is showing how Charlton's current points total compares with other teams in the Championship when they had played the same number of games.

PLAY OFF INDICATOR
I've given up on this !

RELEGATION INDICATOR

This compares our points with the average of the teams which finished 22nd, but at the point where they had played the same number of games as us today. So in this case the average is 40, so the indicator has decreased by 1.

The highest points to finish in 22nd place was by The Posh last year with 54 points, the average is 46 points.

